

Supplement of Atmos. Meas. Tech., 12, 3255–3267, 2019
<https://doi.org/10.5194/amt-12-3255-2019-supplement>
© Author(s) 2019. This work is distributed under
the Creative Commons Attribution 4.0 License.



Supplement of

**Retrieval of aerosol properties from ceilometer and photometer
measurements: long-term evaluation with in situ data and
statistical analysis at Montsec (southern Pyrenees)**

Gloria Titos et al.

Correspondence to: Gloria Titos (gtitos@ugr.es)

The copyright of individual parts of the supplement might differ from the CC BY 4.0 License.

Supplementary material

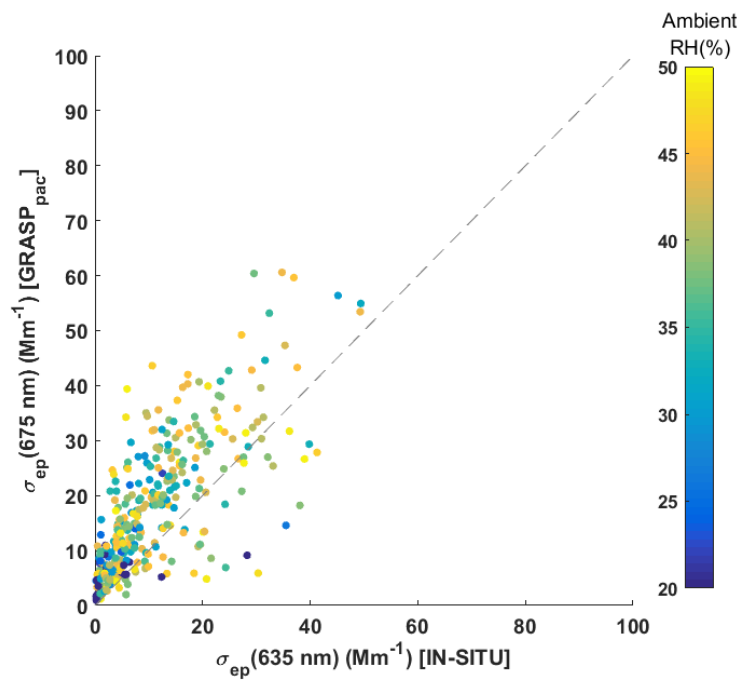


Figure S1: Scatterplot of the aerosol extinction coefficient retrieved with GRASP_{pac} and measured in-situ for $\text{RH}_{\text{ambient}} < 50\%$. The colour scale represents the ambient RH and the dashed line is the 1:1 line.

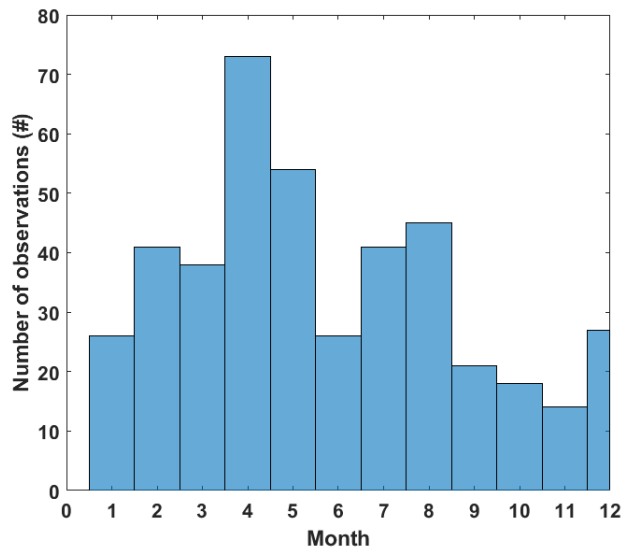
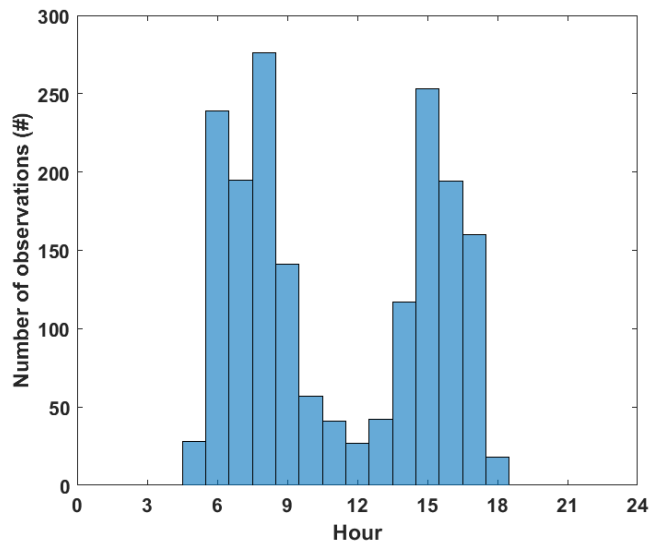


Figure S2: Frequency distributions of the number of profiles retrieved with GRASP_{pac} as a function of hour of the day (upper panel) and month (lower panel).