


 Mass flow controller
  Proportional valve
  3-way solenoid valve
  switching valve
  Critical orifice
  RH&T sensor
  HEPA filter