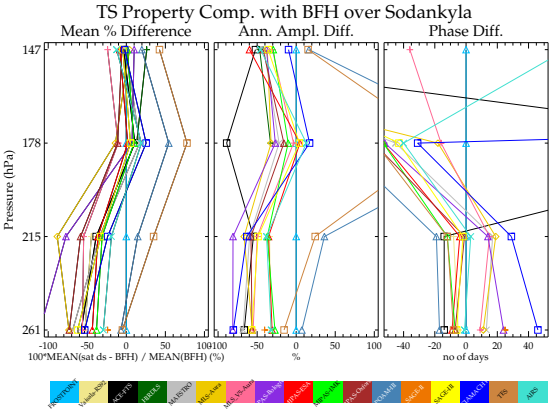
TS Property Comp. with BFH over Sodankyla
Mean % Difference
Ann. Ampl. Diff.
Phase Diff.
Pressure (hPa)
147
178
215
261
100*MEAN(sat ds - BFH) / MEAN(BFH) (%)
%
no of days

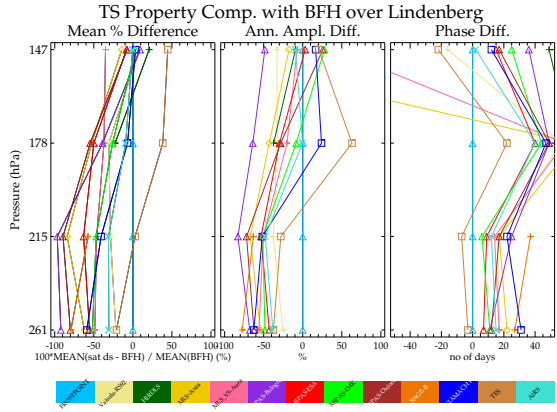
TS Property Comp. with BFH over Lindenberg
Mean % Difference
Ann. Ampl. Diff.
Phase Diff.
Pressure (hPa)
147
178
215
261
100*MEAN(sat ds - BFH) / MEAN(BFH) (%)
%
no of days

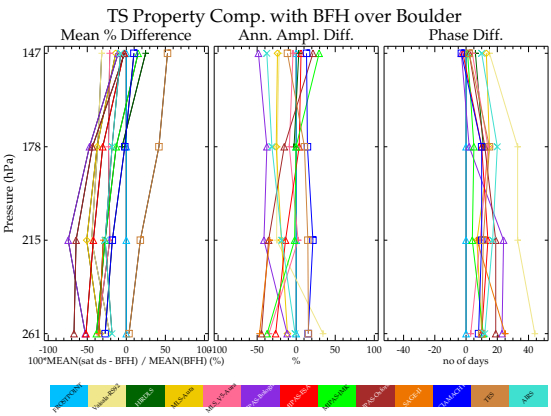
TS Property Comp. with BFH over Boulder
Mean % Difference
Ann. Ampl. Diff.
Phase Diff.
Pressure (hPa)
147
178
215
261
100*MEAN(sat ds - BFH) / MEAN(BFH) (%)
%
no of days

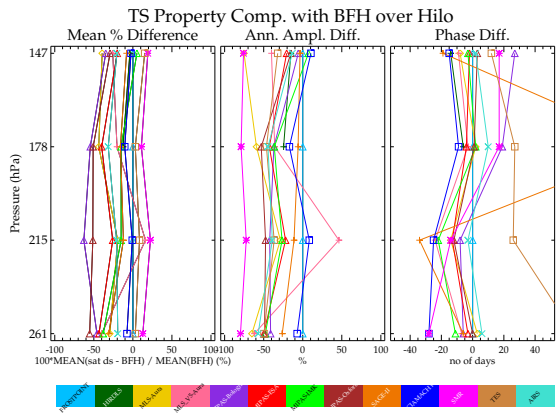
TS Property Comp. with BFH over Hilo
Mean % Difference
Ann. Ampl. Diff.
Phase Diff.
Pressure (hPa)
147
178
215
261
100*MEAN(sat ds - BFH) / MEAN(BFH) (%)
%
no of days

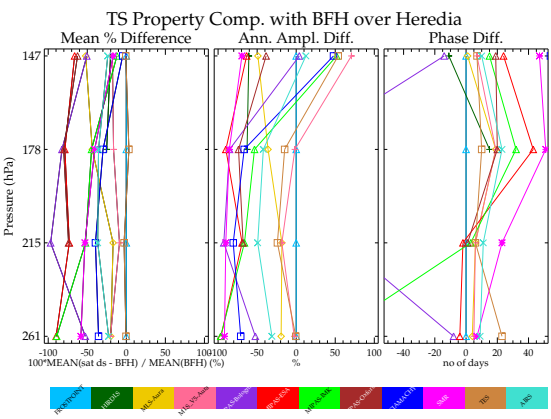
TS Property Comp. with BFH over Heredia
Mean % Difference
Ann. Ampl. Diff.
Phase Diff.
Pressure (hPa)
147
178
215
261
100*MEAN(sat ds - BFH) / MEAN(BFH) (%)
%
no of days

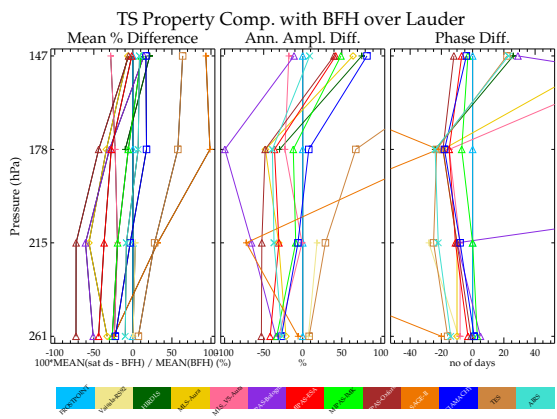
TS Property Comp. with BFH over Lauder
Mean % Difference
Ann. Ampl. Diff.
Phase Diff.
Pressure (hPa)
147
178
215
261
100*MEAN(sat ds - BFH) / MEAN(BFH) (%)
%
no of days