




SO₂ at 313 nm

0.9%	1.5%	2.1%	1.5%	0.9%
<0.001	<0.001	<0.001	<0.001	<0.001
1.3%	3.2%	43.6%	3.2%	1.3%
				
<0.001	<0.001	0.003	<0.001	<0.001
0.9%	1.5%	2.1%	1.5%	0.9%
<0.001	<0.001	<0.001	<0.001	<0.001

BrO at 340 nm

0.6%	1.3%	1.9%	1.3%	0.6%
<0.0005	<0.0005	<0.0005	<0.0005	<0.0005
1.1%	2.8%	47.1%	2.8%	1.1%
				
<0.0005	<0.0005	0.004	<0.0005	<0.0005
0.6%	1.3%	1.9%	1.3%	0.6%
<0.0005	<0.0005	<0.0005	<0.0005	<0.0005

IO at 440 nm

0.3%	0.6%	0.7%	0.6%	0.3%
<0.0005	<0.0005	<0.0005	<0.0005	<0.0005
0.4%	1.4%	71.3%	1.4%	0.4%
				
<0.0005	<0.0005	0.006	<0.0005	<0.0005
0.3%	0.6%	0.7%	0.6%	0.3%
<0.0005	<0.0005	<0.0005	<0.0005	<0.0005