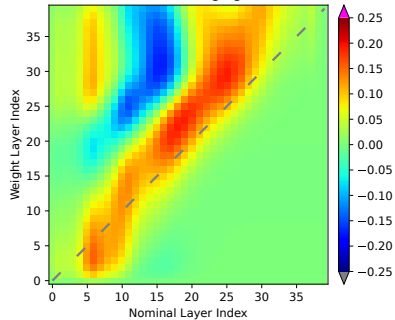
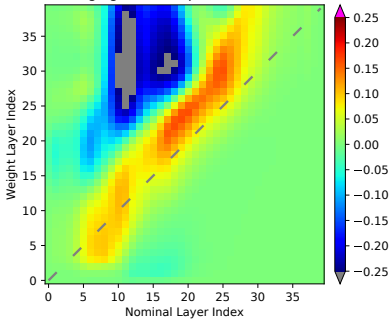


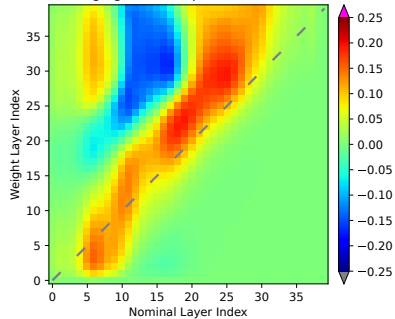
N-Lat mean Averaging Kernel



AveragingKernel 10 percentile; Lat 45N



AveragingKernel 50 percentile; Lat 45N



AveragingKernel 90 percentile; Lat 45N

