

Atmospheric Measurement Techniques Discussions is the access reviewed discussion forum of *Atmospheric Measurement Techniques*

**Development of an
H-TDMA for
long-term unattended
measurement**

E. Nilsson et al.

Development of an H-TDMA for long-term unattended measurement of the hygroscopic properties of atmospheric aerosol particles

E. Nilsson, E. Swietlicki, S. Sjogren, J. Löndahl, M. Nyman, and B. Svenningsson

Lund University, Lund, Sweden

Received: 11 March 2009 – Accepted: 24 March 2009 – Published: 15 April 2009

Correspondence to: E. Nilsson (erik.nilsson@nuclear.lu.se)

Published by Copernicus Publications on behalf of the European Geosciences Union.

Title Page

Abstract

Introduction

Conclusions

References

Tables

Figures

⏪

⏩

◀

▶

Back

Close

Full Screen / Esc

Printer-friendly Version

Interactive Discussion

Abstract

A new hygroscopic tandem differential mobility analyzer (H-TDMA) has been constructed at Lund University within the frameworks of the EU FP6 Infrastructure Project EUSAAR (www.eusaar.org). The aim of this coordinated H-TDMA development is to design and evaluate a new generation of H-TDMAs that are capable of conducting long term measurements of the hygroscopic growth and state of mixing of sub-micrometer atmospheric aerosol particles at the EUSAAR aerosol super-sites across Europe. The H-TDMA constructed for this project has been validated with respect to hygroscopic growth factor, stability of relative humidity (RH), temperature stability and its ability to operate unattended for longer periods of time. When measuring growth factors of ammonium sulphate, the new H-TDMA system was found to measure within a growth factor deviation of ± 0.05 compared to previously recorded data by Tang et al. (1994). The long term RH of the system has been found stable at 90.0% with a standard deviation of $\pm 0.23\%$ and an average temperature variability of the second DMA less than ± 0.1 K. Daily automated ammonium sulphate measurements have validated the ambient measurements. The instrument is operated at the EMEP/EUSAAR background station Vavihill in the southern part of Sweden.

1 Introduction

The chemical properties of the atmospheric aerosol are important for the life cycle of the particles, for local visibility and health effects as well as for the direct and indirect effects of aerosols on climate (Kaufmann et al., 2002). Water vapour in the atmosphere interacts with aerosol particles, which take up water according to changes in the relative humidity of the surrounding air. The hygroscopicity of the particles can be described according to their hygroscopic growth factor, GF, which is defined as

$$GF = \frac{d(RH)}{d_0} \quad (1)$$

Development of an H-TDMA for long-term unattended measurement

E. Nilsson et al.

Title Page

Abstract

Introduction

Conclusions

References

Tables

Figures

◀

▶

◀

▶

Back

Close

Full Screen / Esc

Printer-friendly Version

Interactive Discussion



**Development of an
H-TDMA for
long-term unattended
measurement**E. Nilsson et al.

[Title Page](#)[Abstract](#)[Introduction](#)[Conclusions](#)[References](#)[Tables](#)[Figures](#)[⏪](#)[⏩](#)[◀](#)[▶](#)[Back](#)[Close](#)[Full Screen / Esc](#)[Printer-friendly Version](#)[Interactive Discussion](#)

where d_0 is the mobility diameter of the dry particle, and $d(\text{RH})$ is the diameter of the humidified particle. At water vapour sub saturation, and at low super saturation ratios, the particles take up or evaporate water vapour until their water activity is in equilibrium with its surroundings, which affects the light scattering properties of the particles.

5 However, at a certain supersaturation ratio, known as the critical supersaturation, s , the particles start to grow unrestrained, as long as there is water vapour available, and become cloud droplets. The s value is dependent on the chemical composition and the size of the particle and of utmost importance to the characteristics of the cloud formed. Hygroscopic measurements of atmospheric aerosol particles have been carried out
10 since the 1980s with Rader and McMurry (1986) as pioneering in using the measurement principle of two DMAs with a humidification system in between on an atmospheric aerosol. This measurement instrument is commonly known as the Hygroscopic Tandem Differential Mobility Analyzer (H-TDMA) (Swietlicki et al., 2008). H-TDMA measurements of aerosol particles have until now been limited to short field campaigns of
15 maximum a few months in duration, since these instruments typically require frequent maintenance and have therefore not been suitable for unattended long-term operation, but recently, initiated by the EU FP6 Infrastructure Project EUSAAR (www.eusaar.org), attempts have been made to construct instruments designed for long term measurements. Duplissy et al. (2008) made an intercomparison of 6 H-TDMA systems within
20 the EUSAAR project, and based on this study, recommendations were set for how to construct an instrument especially suited for long term measurements.

We have constructed and tested an H-TDMA constructed according to the recommendations given by EUSAAR. The instrument performance has been evaluated based on stability in temperature and relative humidity in the field and the ability of the instrument to reproduce literature values of hygroscopic growth, as well as its data coverage
25 during the first 6 months of operation.

2 Material and methods

Tandem Differential Mobility Analyzers (TDMA:s) were first introduced by Liu et al. (1978) and fundamentally consists of three parts: 1) A DMA (in our case a Vienna type DMA, 28 cm long), selecting a quasi monodisperse aerosol, previously charged (in our case with a ^{85}Kr diffusion charger) based on the particles electrical mobility. 2) A conditioning unit, controlling e.g. the temperature or relative humidity of the aerosol particles. 3) A second DMA (in our case a Vienna type, 50 cm long), which together with a condensation particle counter (CPC) determines the size distribution of the conditioned, previously quasi monodisperse, aerosol. In order to enable stable long-term measurements with high time resolution, the H-TDMA developed in this work was constructed with closed loop systems for excess-sheath flows in both DMAs, continuously scanning DMA2 voltage, humidification only in the aerosol line, active temperature control of both DMAs, and a master-slave control system of the aerosol RH, in order to keep the relative humidity (RH) in the second DMA as close to the set point as possible during longer periods of time. The schematics of the set-up developed in this work are presented in Fig. 1.

There are three major advantages with using a closed loop flow: avoiding the problem of balancing the sheath and excess flows, simplifying the instrument construction and stabilising the RH. The balancing of the sheath and excess flow can be complicated in an open end system, as the volume flow is dependent on pressure, temperature and RH. To make an open end system work properly, all sensors in the sheath and excess air, as well as the mass flow controllers (MFCs) have to be calibrated on a regular basis and both vacuum and pressurised air has to be available for the H-TDMA system at all times. By using a closed loop system instead, the system is simplified. In this work, a membrane pump (Vacuubrand MD1) with a needle valve was used for the first DMA loop. For the second DMA a linear pump was used (Gardner Denver, 6025 DC). Since the water vapour in the second loop is recirculated, the net flows into the DMAs from sheath and excess are always 0. In this way, the RH control becomes more stable,

Development of an H-TDMA for long-term unattended measurement

E. Nilsson et al.

Title Page

Abstract

Introduction

Conclusions

References

Tables

Figures

⏪

⏩

◀

▶

Back

Close

Full Screen / Esc

Printer-friendly Version

Interactive Discussion

since fluctuations in the aerosol humidification is buffered in the volume of the second DMA and its loop. This is ideal for long term measurements at a stable RH value. However, for more intensive measurement campaigns, where a more dynamic system is preferred, an open end system may be a better alternative.

Scanning voltage is preferable, since it eliminates the “dead time” that otherwise occur in between the different fixed voltages in a stepping system, when data recording has to be temporarily stopped during particle free flushing of the DMAs. However, too fast scanning will lead to problems in the inversion of the data, since there is a smearing effect in the CPC, caused by the mixing of particles inside the particle counter and this effect will be an increasing problem as scanning speed increases. This is not an issue for stepping systems, since the particles entering the CPC is not varying with time during the measurement.

There are many different approaches that can be used for humidification of aerosol and sheath air. Previously used systems include water-to-gas Gore-Tex[®] humidification (e.g. Zhou, 2001; Ehn et al., 2007), water-to-gas nafion membrane humidification (Hennig et al., 2005), gas-to-gas nafion humidification (Santarpia et al., 2004; Massling et al., 2005) or a controlled mixing of humid and dry air (Weingartner et al., 1999). In this work, water-to-gas Gore-Tex[®] humidification was used for the aerosol line. This system has proven robust in the past and was chosen because of its simplicity. The aerosol is led through a 5 cm long Gore-Tex[®] tube with an inner diameter of 6 mm with counter flow water purging on the outside of the membrane. The tube is placed vertically, with the purging water flowing upwards, to avoid air bubbles which can potentially disturb the RH control. This water is heated or cooled with two 25×25 mm Peltier elements to obtain the desired RH, which can be set between 30% and 98%. The system is regulated with a PID control programmed in LabView with a Rotronic S-type RH/T-sensor giving the aerosol RH just before DMA2 as the input signal and using the current to the Peltier element as the output signal. The RH in DMA2 is calculated by the combination of the dew point temperature, T_{dew} , given by a General Eastern hygro

Development of an H-TDMA for long-term unattended measurement

E. Nilsson et al.

[Title Page](#)[Abstract](#)[Introduction](#)[Conclusions](#)[References](#)[Tables](#)[Figures](#)[⏪](#)[⏩](#)[◀](#)[▶](#)[Back](#)[Close](#)[Full Screen / Esc](#)[Printer-friendly Version](#)[Interactive Discussion](#)

**Development of an
H-TDMA for
long-term unattended
measurement**E. Nilsson et al.

[Title Page](#)[Abstract](#)[Introduction](#)[Conclusions](#)[References](#)[Tables](#)[Figures](#)[⏪](#)[⏩](#)[◀](#)[▶](#)[Back](#)[Close](#)[Full Screen / Esc](#)[Printer-friendly Version](#)[Interactive Discussion](#)

M1 dew point meter in the DMA2 loop and the average value of three Pt100-elements taped to the outer wall of DMA2 at different heights (bottom, middle and upper part of DMA2). This way, the longitudinal temperature gradient of the DMA is measured. However, there is no measurement of a possible radial temperature gradient in the DMA body. The temperature in the DMA is assumed to be the same as on the DMA surface. Both the dew point sensor and the Pt100-elements were calibrated against a temperature sensor with an accuracy of 0.03 K. The RH is calculated from the empirical saturated water vapour pressure function derived by Buck (1981). This value has a higher accuracy than the Rotronic sensors, so every second hour, this RH value is used to automatically calibrate the Rotronic sensor used in the RH control. This way, the problem of long term drift on the Rotronic sensor is eliminated.

Previously, most H-TDMA systems have not been temperature controlled in a rigorous way. Often, some sort of insulation of the second DMA has been used, sometimes in combination with a crude temperature stabilisation, such as water hoses with or without temperature control, attached to the outer walls of the second DMA. However, an unstable temperature can have a substantial influence on RH, especially close to saturation. Therefore, active temperature control of the second DMA was used, with two Peltier elements (Supercool AA-040-12-22-00-00) with an external control unit (Supercool TC-XX-PR-59), running separate from the computer with the LabView software used for controlling the rest of the H-TDMA system. The temperature of DMA1 and the humidification system is kept at laboratory temperature (20°C) while the second DMA is set two degrees lower. In this way, less water is used (and ultimately end up in the CPC) and the risk of condensation in the closed loop, which is partly situated outside of the temperature controlled box, becomes smaller.

To validate the data obtained during unattended long term measurements, automatic ammonium sulphate scans are performed at 90% RH (same as the RH used for the ambient measurements) every 23rd h. This time interval was chosen to make sure that the validation measurements are not constantly performed at the same time of day. Sampling is automatically switched between ambient measurements and atom-

ized ammonium sulphate with a three way valve. When sampling from the atomizer (TSI, model 3076), a compressor connected to the atomiser activates and starts generating the salt aerosol. The validation measurements are carried out for the same dry sizes used for ambient measurements (35 nm, 50 nm, 75 nm, 110 nm, 165 nm and 265 nm).

The system was tested in the laboratory before it was transported to the field site. Measurements were performed on atomized ammonium sulphate particles with a dry diameter of 100 nm for RH values between 70% and 95% and compared to electrodynamic balance data from Tang and Munkelwitz (1994).

The data is evaluated with the IGOR TDMAinv toolkit (Gysel et al., 2009).

3 Results and discussion

It was concluded that the H-TDMA was giving results very similar to the reference data for the laboratory experiments on ammonium sulphate (Fig. 2), with GF deviations from literature values between 0.14 and 0.034 and corresponding RH deviation values between 0.2% and 1.2% for RH values between 70% and 95%. Assuming that all other hardware works perfectly, the minimal uncertainty of the measurement is defined by the accuracy and the precision of the temperature measurement of DMA2 and the dew point temperature measurement. The dew point meter accuracy is specified as 0.1 K from the manufacturer. The Pt100 element precision is unspecified although measurements have suggested a precision around 0.05 K. From the equation derived by Buck (1981), a worst case scenario based on temperature uncertainty can be calculated. For a DMA2 temperature of around 20°C this gives an RH error of $\sim\pm 0.8\%$. However, considering uncertainties in flows, voltages, charging efficiency, purity of the reference solution etc. the deviations from theory can be expected to be higher than that, and this can be seen in Fig. 5, where a few outliers are visible, most likely due to one or several of the reasons previously mentioned. At an RH of 79.9%, the ammonium sulphate crystals take up water and rapidly form a saturated solution. The deliques-

Development of an H-TDMA for long-term unattended measurement

E. Nilsson et al.

Title Page

Abstract

Introduction

Conclusions

References

Tables

Figures

◀

▶

◀

▶

Back

Close

Full Screen / Esc

Printer-friendly Version

Interactive Discussion



**Development of an
H-TDMA for
long-term unattended
measurement**E. Nilsson et al.

[Title Page](#)[Abstract](#)[Introduction](#)[Conclusions](#)[References](#)[Tables](#)[Figures](#)[⏪](#)[⏩](#)[◀](#)[▶](#)[Back](#)[Close](#)[Full Screen / Esc](#)[Printer-friendly Version](#)[Interactive Discussion](#)

cence RH (DRH) of the salt is somewhat smeared in the DRH measurement (Fig. 2). This is not expected for a pure solution, but the effect has been seen before, especially for small particles (e.g. Hämeri and Väkevä, 2000) and can possibly be attributed to a contamination of the salt solution. This would be consistent with theory, as it has been shown that a mixture of ammonium sulphate and an organic acid can smear the deliquescence point (Russell and Ming, 2002). It is also possible that it is a consequence of temperature gradients in the DMA, deliquescing the particles somewhere inside the DMA. However, given the relatively low RH at which this phenomenon occurs ($\sim 77\%$) it is unlikely that this alone is the reason, especially considering that the measured temperature gradient of the DMA is less than 0.1 K (see Fig. 3). Another possibility would be that the particles deliquesce near the walls of the Gore-Tex[®] tube, though this effect would show a bimodal distribution in the second DMA, and this was not the case. In any case, since this instrument is not intended for laboratory measurements of chemically pure compounds, it was concluded that the results were satisfactory.

The H-TDMA has been running continuously since May 2008 until April 2009 at the EMEP/EUSAAR field station Vavihill ($56^{\circ}01'N$, $13^{\circ}09'E$, 172 m a.s.l.). The stability showed in the laboratory was proven somewhat lower in the field, but still well within desired performance criteria. The longitudinal temperature gradient in the second DMA, measured at three points on the DMA body (lower, middle and upper part), was in the field measured to less than 0.06 K (see Fig. 3) during 4 days of operation, even though outside temperature had a diurnal variation of ~ 15 K. The RH of the system was also very stable, with monthly average values of $90\% \pm 0.07\%$ and standard deviation (STD) values less than 0.28% for all months. Figure 4 shows the RH data for which DP measurements fall within 1% of the desired value of 90% RH, and the corresponding fraction of time when this criteria was filled for each month. The system had a number of malfunctions causing data gaps during its first months of operation, mostly due to problems with the linear pump, power failures at the field site and errors in the Labview control system code. However as problems are addressed the fraction of data covered time increases and was over 90% for the last three months of operation

recorded in this work.

The majority of the ammonium sulphate measurements fall within the desired criteria of ± 0.05 in GF, although some outliers exist. The Kelvin effect, giving rise to the smaller growth factor of smaller particles is clearly visible, as lower water activities correspond to lower growth factors (Fig. 5).

4 Conclusions

An H-TDMA designed for long term measurements of the ambient aerosol was constructed within the FP6 Infrastructure Project EUSAAR, according to recommendations resulting from intercomparison workshops and discussions within the project. It was concluded that the field growth factor precision of the H-TDMA was ± 0.05 with respect to ammonium sulfate calibration measurements which corresponds to $\pm 1\%$ in RH precision. The system has been found very stable, with a standard deviation value of less than 0.3% RH from the 90% RH set point. This stability is partially attributed to the simple and robust Gore-Tex[®]-water humidification system, only humidifying the aerosol, and using the second DMA and its loop as a buffer for fluctuations in the humidification system, and partially attributed to the temperature stability of the system, which is a pre-requisite for producing high quality data during unattended operation. Although a number of malfunctions have caused gaps in the data, the stability of the system was improved by modifications of the H-TDMA and replacement of low performing parts. It can be concluded that the design recommendations given by EUSAAR are sufficient for conducting high quality long term measurements of the hygroscopic properties of the ambient aerosol.

Acknowledgements. This work was carried out within the frameworks of the EU FP6 Integrated Project EUCAARI, the EU FP6 Infrastructure Project EUSAAR as well as the NOS-N Nordic Centre of Excellence BACCI.

Development of an H-TDMA for long-term unattended measurement

E. Nilsson et al.

Title Page

Abstract

Introduction

Conclusions

References

Tables

Figures

⏪

⏩

◀

▶

Back

Close

Full Screen / Esc

Printer-friendly Version

Interactive Discussion

References

- Buck, A. L.: New Equations for Computing Vapor Pressure and Enhancement Factor, *J. Appl. Meteorol*, 20, 1527–1532, 1981.
- Ehn, M., Petäjä, T., Aufmhoff, H., Aalto, P., Hämeri, K., Arnold, F., Laaksonen, A., and Kulmala, M.: Hygroscopic properties of ultrafine aerosol particles in the boreal forest: diurnal variation, solubility and the influence of sulfuric acid, *Atmos. Chem. Phys.*, 7, 211–222, 2007, <http://www.atmos-chem-phys.net/7/211/2007/>.
- Duplissy, J., Gysel, M., Sjogren, S., Meyer, N., Good, N., Kammermann, L., Michaud, V., Weigel, R., Martins dos Santos, S., Gruening, C., Villani, p., Laj, p., Sellegri, K., Metzger, A., McFiggans, G. B., Wehrle, G., Richter, R., Dommen, J., Ristovski, Z., Baltensperger, U., and Weingartner, E. Intercomparison study of six HTDMAs: results and general recommendations for HTDMA operation. *Atmos. Meas. Tech. Discuss.*, 1, 127–168, 2008, <http://www.atmos-meas-tech-discuss.net/1/127/2008/>.
- Gysel, M., McFiggans, G. B., and Coe, H.: Inversion of tandem differential mobility analyser (TDMA) measurements, *J. Aerosol Sci.*, 40, 134–151, 2009.
- Hennig, T., Massling, A., Brechtel, F., and Wiedensohler, A.: A tandem DMA for highly temperature-stabilized hygroscopic particle growth measurements between 90% and 98% relative humidity, *J. Aerosol Sci.*, 36, 1210–1223, 2005.
- Hämeri, K. and Väkevä, M.: Hygroscopic growth of ultrafine ammonium sulphate aerosol measured using an ultrafine tandem differential mobility analyzer. *Journal of Geophysical Research*, 105(D17), 22231–22242, 2000.
- Kaufman, Y. J., Tanre, D., and Boucher, O.: A satellite view of aerosols in the climate system, *Nature*, 419, 215–223, 2002.
- Liu, B. Y. H., Pui, D. Y. H., Whitby, K. T., Kittelson D. B., Kousaka, Y., and McKenzie, R. L.: The aerosol mobility Chromatograph: A new detector for sulfuric acid aerosols, *Atmos. Environ.*, 12, 99–104, 1978.
- Massling, A., Stock, M., and Wiedensohler, A.: Diurnal, weekly, and seasonal variation of hygroscopic properties of submicrometer urban aerosol particles, *Atmos. Environ.*, 39, 3911–3922, 2005.
- Russell, L. M. and Ming, Y.: Deliquescence of Small Particles, *J. Chem. Phys.*, 116, 311–321, 2002.
- Santarpia, J. L., Li, R., and Collins, D.: Direct measurement of the hydration state of ambient

Development of an H-TDMA for long-term unattended measurement

E. Nilsson et al.

Title Page

Abstract

Introduction

Conclusions

References

Tables

Figures

◀

▶

◀

▶

Back

Close

Full Screen / Esc

Printer-friendly Version

Interactive Discussion

- aerosol populations, *J. Geophys. Res.*, 109, D18209, doi:10.1029/2004JD004653, 2004.
- Swietlicki, E., Hansson, H.-C., Hämeri, K., Massling, A., Petäjä, T., Tunved, P., Weingartner, E., Baltensperger, U., McMurry, P.H., McFiggans, G., Svenningsson, B., Rissler, J., Wiedensohler, A., and Kulmala, M.: Hygroscopic Properties of Sub-Micrometer Atmospheric Aerosol Particles Measured with H-TDMA Instruments in Various Environments – A Review, *Tellus B*, 60(3), 353–364, 2007.
- 5 Tang, I. N. and Munkelwitz, H. R.: Water activities, densities, and refractive indices of aqueous sulphates and sodium nitrate droplets of atmospheric importance, *J. Geophys. Res.*, 99(D9), 18801–18808, 1994.
- 10 Weingartner, E., Nyeki, S., and Baltensperger, U.: Hygroscopic properties of aerosol particles at low temperatures ($T < 0^{\circ}\text{C}$), *J. Aerosol Sci.*, 30, S17–S18, 1999.
- Zhou, J.: Hygroscopic properties of atmospheric aerosol particles in various environments, ISBN 91-7874-120-3, Doctoral dissertation at Lund University, Dep. of Nuclear physics, Lund, Sweden, 2001.

**Development of an
H-TDMA for
long-term unattended
measurement**E. Nilsson et al.

[Title Page](#)[Abstract](#)[Introduction](#)[Conclusions](#)[References](#)[Tables](#)[Figures](#)[⏪](#)[⏩](#)[◀](#)[▶](#)[Back](#)[Close](#)[Full Screen / Esc](#)[Printer-friendly Version](#)[Interactive Discussion](#)

**Development of an
H-TDMA for
long-term unattended
measurement**

E. Nilsson et al.

Table 1. Average and standard deviation of the growth factor and the water activity values from the automated ammonium sulphate scans.

Dry size	GF (average)	GF std	aw (average)	aw std
35 nm	1.62370	0.02234	0.86620	0.00521
50 nm	1.66587	0.01964	0.87815	0.00299
75 nm	1.69231	0.02989	0.88677	0.00446
110 nm	1.70843	0.0256	0.89225	0.00327
165 nm	1.73254	0.02419	0.89342	0.00223

[Title Page](#)[Abstract](#)[Introduction](#)[Conclusions](#)[References](#)[Tables](#)[Figures](#)[◀](#)[▶](#)[◀](#)[▶](#)[Back](#)[Close](#)[Full Screen / Esc](#)[Printer-friendly Version](#)[Interactive Discussion](#)

Development of an H-TDMA for long-term unattended measurement

E. Nilsson et al.

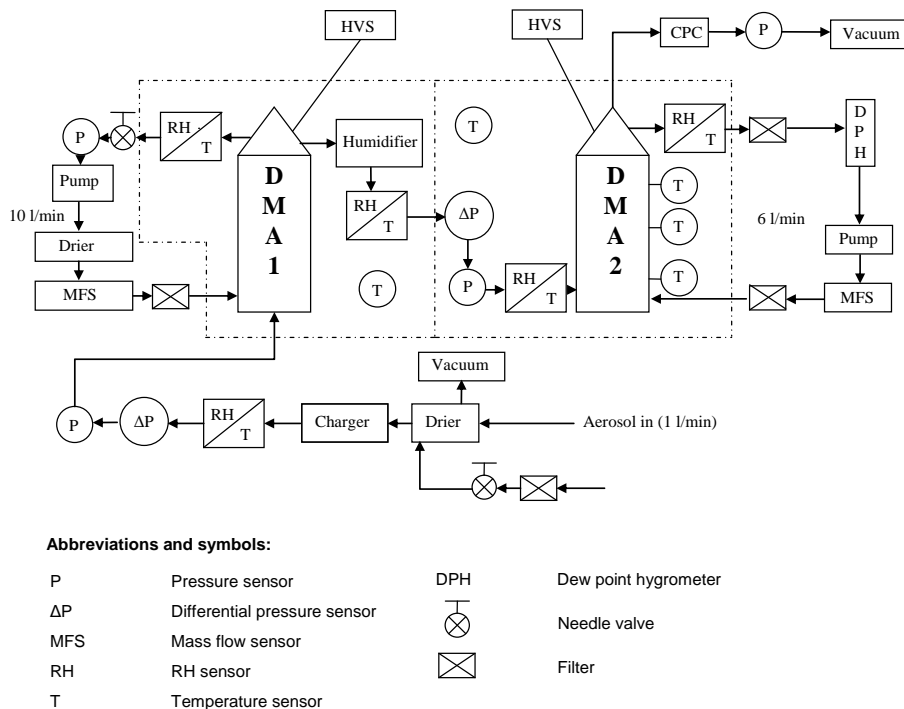


Fig. 1. Schematics of the H-TDMA system.

Title Page

Abstract

Introduction

Conclusions

References

Tables

Figures

◀

▶

◀

▶

Back

Close

Full Screen / Esc

Printer-friendly Version

Interactive Discussion

**Development of an
H-TDMA for
long-term unattended
measurement**

E. Nilsson et al.

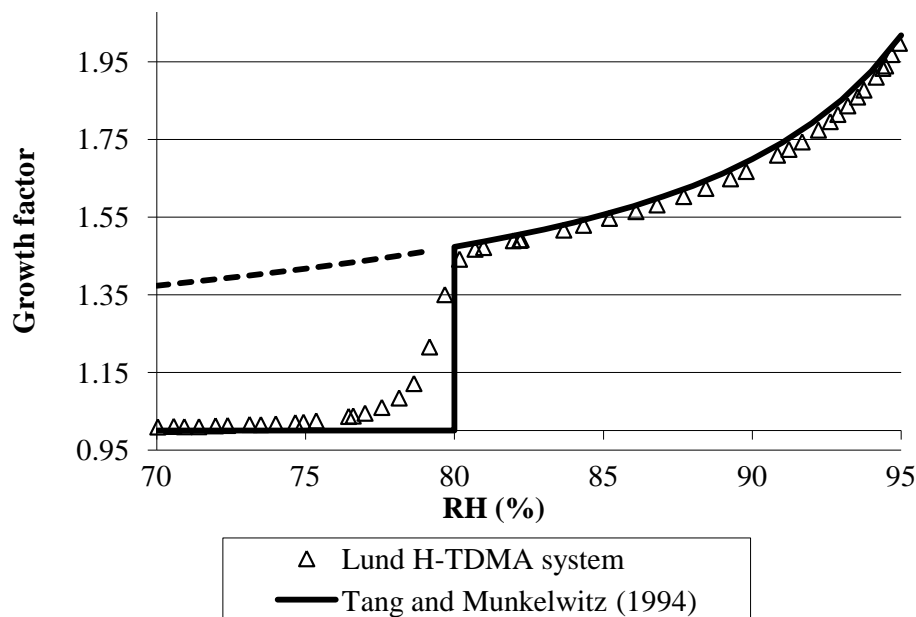


Fig. 2. Humidogram of ammonium sulphate for 100 nm particles. The solid and the dashed lines represent electrodynamic balance data from Tang and Munkelwitz (1994). The solid line describes the deliquescence water uptake at increasing RH and the dashed line shows the hysteresis effect when the aerosol has been pre-humidified to an RH above the deliquescence point, and thereafter dried to a given RH.

[Title Page](#)[Abstract](#)[Introduction](#)[Conclusions](#)[References](#)[Tables](#)[Figures](#)[◀](#)[▶](#)[◀](#)[▶](#)[Back](#)[Close](#)[Full Screen / Esc](#)[Printer-friendly Version](#)[Interactive Discussion](#)

Development of an H-TDMA for long-term unattended measurement

E. Nilsson et al.

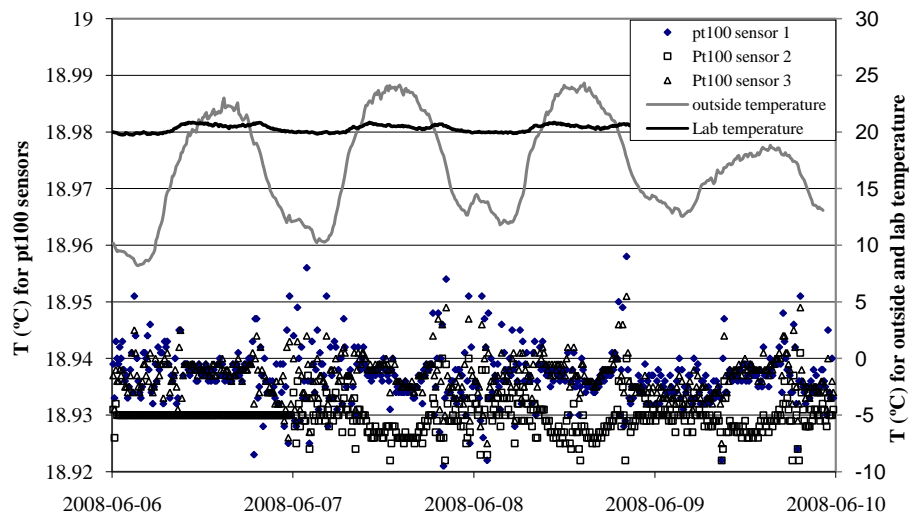


Fig. 3. Example of temperature stability of DMA2 at the remote field site Vavihill. Three Pt100 sensors are placed on different places on the DMA, one sensor monitors the ambient temperature, and one sensor is placed inside the lab. The Pt100 sensors correspond to the left side axis and the laboratory and the outside temperature corresponds to the right side axis.

Title Page

Abstract

Introduction

Conclusions

References

Tables

Figures

◀

▶

◀

▶

Back

Close

Full Screen / Esc

Printer-friendly Version

Interactive Discussion

**Development of an
H-TDMA for
long-term unattended
measurement**

E. Nilsson et al.

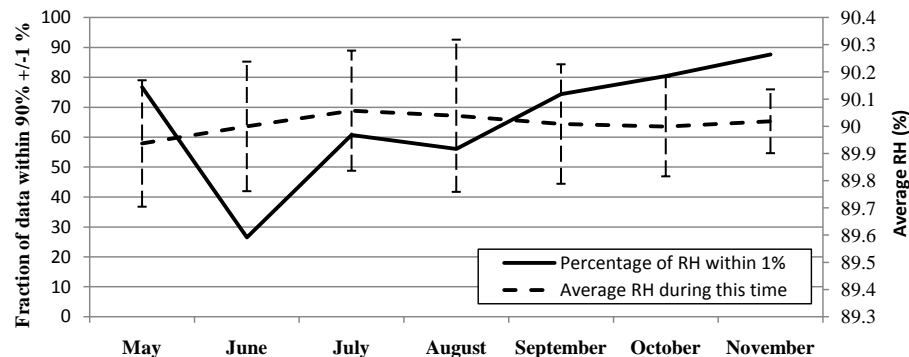


Fig. 4. RH stability of DMA2 in field. The RH average values are taken from data that are within 1% of the setpoint of 90% RH. The error bars represent standard deviations of the RH values during these times. For November, data until the 14th is included. The fraction of data within 1% of the setpoint corresponds to the left axis, and the RH average values correspond to the right axis.

[Title Page](#)[Abstract](#)[Introduction](#)[Conclusions](#)[References](#)[Tables](#)[Figures](#)[⏪](#)[⏩](#)[◀](#)[▶](#)[Back](#)[Close](#)[Full Screen / Esc](#)[Printer-friendly Version](#)[Interactive Discussion](#)

Development of an H-TDMA for long-term unattended measurement

E. Nilsson et al.

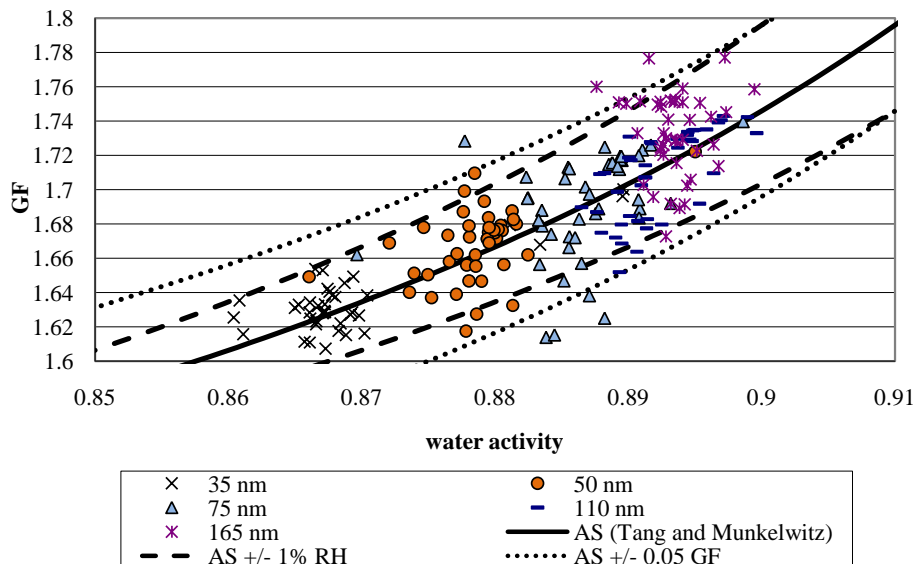


Fig. 5. Automatic ammonium sulphate scans from August and September. All measurements are carried out with an RH setpoint of 90% RH. Due to the Kelvin effect, the water activity and hence the GF varies with dry size. This is clearly visible and almost all scans are within $\pm 1\%$ RH and ± 0.05 GF. The dotted lines represent deviations from the Tang and Munkelwitz values with $\pm 1\%$ RH and ± 0.05 GF respectively.

Title Page

Abstract

Introduction

Conclusions

References

Tables

Figures

◀

▶

◀

▶

Back

Close

Full Screen / Esc

Printer-friendly Version

Interactive Discussion