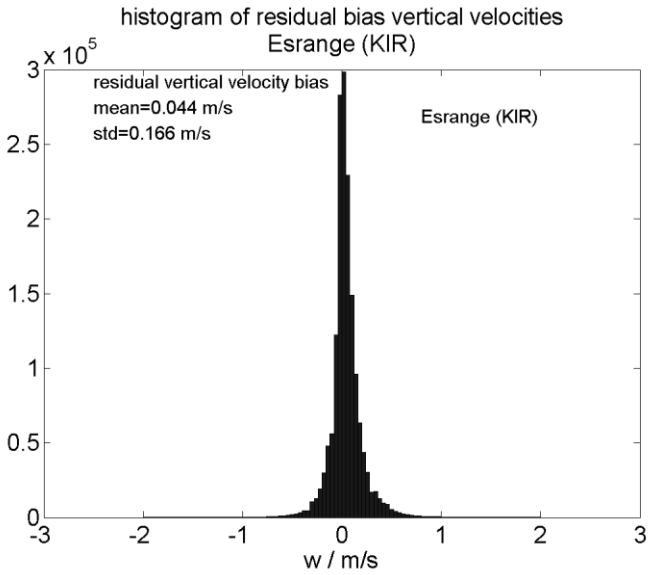
histogram of residual bias vertical velocities
Esrange (KIR)
x 10^5
residual vertical velocity bias
mean=0.044 m/s
std=0.166 m/s
Esrange (KIR)
w / m/s

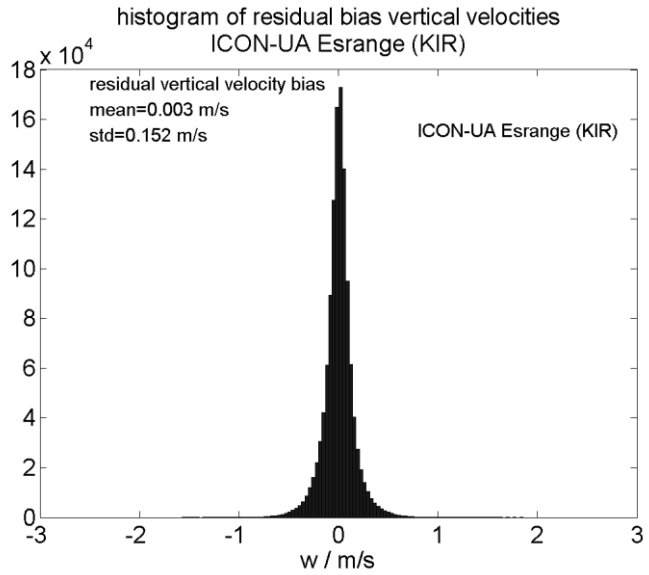
histogram of residual bias vertical velocities
ICON-UA Esrange (KIR)
x 10^4
residual vertical velocity bias
mean=0.003 m/s
std=0.152 m/s
ICON-UA Esrange (KIR)
w / m/s

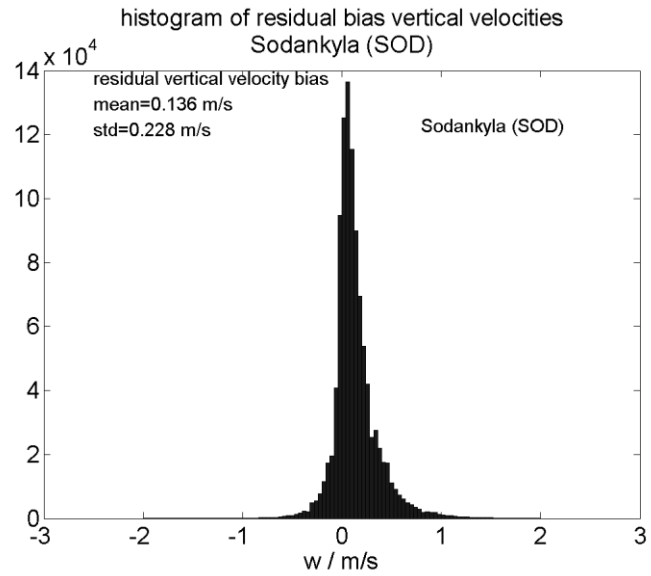
histogram of residual bias vertical velocities
Sodankyla (SOD)
x 10^4
residual vertical velocity bias
mean=0.136 m/s
std=0.228 m/s
Sodankyla (SOD)
w / m/s

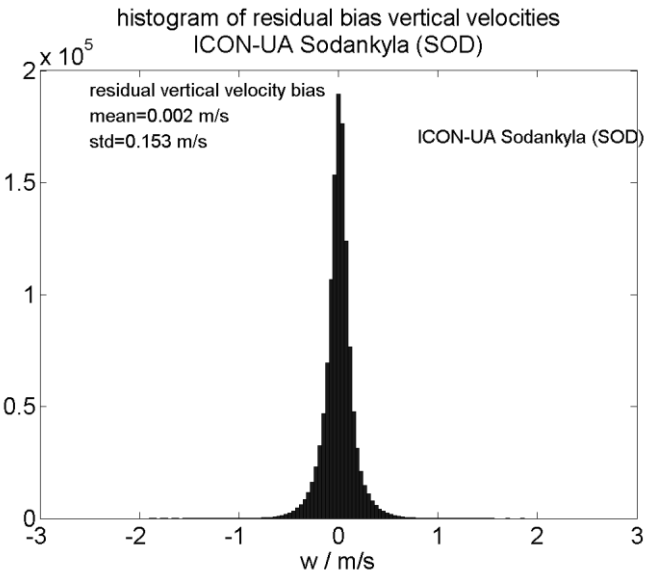
histogram of residual bias vertical velocities
ICON-UA Sodankyla (SOD)
x 10^5
residual vertical velocity bias
mean=0.002 m/s
std=0.153 m/s
ICON-UA Sodankyla (SOD)
w / m/s