

The polarimetric characteristics of dust with irregular shapes: Evaluation of the spheroid model for single particles

Jie Luo¹, Zhengqiang Li^{1,2}, Cheng Fan¹, Hua Xu^{1,2}, Ying Zhang^{1,2}, Weizhen Hou^{1,2}, Lili Qie¹, Haoran Gu^{1,2,3}, Mengyao Zhu^{1,2,4}, Yinna Li^{1,2}, and Kaitao Li¹

¹State Environment Protection Key Laboratory of Satellite Remote Sensing, Aerospace Information Research Institute, Chinese Academy of Sciences, Beijing 100101, China

²University of Chinese Academy of Sciences, Beijing 100049, China

³College of Geography and Tourism, Anhui Normal University, Wuhu 241003, China

⁴College of Geoexploration Science and Technology, Jilin University, Changchun 130026, China

Correspondence: Zhengqiang Li (lizq@radi.ac.cn)

Abstract.

In the atmosphere, the dust shapes are various and a single model is difficult to represent the complex shapes of dust. We proposed a tunable model to represent dust with various shapes. Two tunable parameters were used to represent the effects of the erosion degree and binding forces from the mass center, respectively. Thus, the model can represent various dust shapes by adjusting the tunable parameters. To evaluate the applicability of the [single](#) spheroid model in calculating the optical properties of single dust with irregular shapes, the aspect ratios of spheroids were retrieved by best fitting the phase function of dust with irregular shapes. In this work, the optical properties and polarimetric characteristics of irregular dust with a diameter range of 0.2 – 2.0 μm were investigated. Our findings show that the dust shapes have a substantial impact on the scattering matrix, and sometimes the sign of elements of the scattering matrix [\[..¹\]](#) could be modified by changing the tunable parameters. The applicability of the spheroid model is significantly affected by the erosion degree and binding forces, and substantial deviations could be observed when the dust [\[..²\]](#) diameter is in the range of 0.8 – 2.0 μm . The F_{11} relative differences of approximately 100% between dust with irregular shapes and best-fitted spheroids could be observed in certain scattering angles. The maximum differences in other elements between irregular dust particles and best-fitted spheroids can reach approximately 0.3 – 0.8. Besides, the sign of F_{12}/F_{11} [\[..³\]](#), F_{33}/F_{11} , F_{34}/F_{11} and F_{44}/F_{11} can be modified from negative to opposite at some scattering angles if substituting the irregular dust with best-fitted spheroids. As the binding force is small, the deviation of extinction/scattering cross-section generally increases with the erosion degree, and the relative [\[..⁴\]](#) differences between dust with irregular shapes and spheroids can reach approximately 30% when the erosion degree is large, while the [\[..⁵\]](#) differences are mitigated with the binding force increasing. Besides, with the binding force

¹removed: can

²removed: size is relatively large.

³removed: and

⁴removed: difference

⁵removed: deviation is

increasing, the ^[.6] aspect ratio is more close to 1:1. The deviations of the spheroid model ^[.7] in estimating the polarized light were also investigated using the successive-order-of-scattering (SOS) vector radiative transfer (VRT) model. With a diameter (d_p) of 0.2 μm , the relative difference of normalized radiance does not exceed 3%, and the absolute values of the deviation of the polarized bidirectional reflectance factor (PBRF) and the ratio of radiance to polarized intensity (DoLP) are below 0.005 and 0.02, respectively. However, with the particle size increasing, the difference becomes much more substantial. The relative difference of the normalized radiance can exceed 10%, and the deviation of the PBRF and DoLP can vary in the range of -0.015 - 0.025 and the range of -0.05 to 0.15. Thus, the ^[.8] single spheroid model may lead to non-negligible deviations for estimating the polarimetric characteristics of single dust particles with more complex shapes. In this work, only the optical properties of single particles were considered. In the future, the applicability of an ensemble of spheroidal particles for reproducing the scattering properties and polarimetric characteristics of an ensemble of irregularly-shaped dust particles should be further investigated.

1 Introduction

Dust particles, as a main atmospheric aerosol in the earth system, play an important role in climate forcing (IPCC, 2014; Textor et al., 2006). Dust can direct absorb and scatter solar radiation, thereby modifying the radiation balance (Huang et al., 2009; Ge et al., 2010; Li et al., 2016). Dust ^[.9] particles can also indirectly affect the Earth's climate, as they can serve as highly effective cloud condensation, and ice nuclei (CCN and IN), and thus modify cloud lifetimes, albedo and microphysical properties (Li et al., 2010; Seigel et al., 2013). Besides, as an important aerosol in the atmosphere, dust is ^[.10] one of the main sources of PM_{2.5} and PM₁₀ (Kuo and Shen, 2010), and it can significantly affect the air quality. Thus, the monitoring of the dust in the atmosphere can improve the understanding of the drivers of climate change and air quality.

Remote sensing, as an effective tool for monitoring earth, has been applied to retrieve the aerosol properties (Kokhanovsky et al., 2007; Dubovik et al., 2006; Zhang et al., 2020; Si et al., 2021). Ground-based ^[.11] and satellite measurements are the main ^[.12] remote sensing techniques to derive aerosol particle properties. Ground-based remote sensing, such as the AERONET (AErosol RObotic NETwork) project (Holben et al., 1998), mainly inverting the aerosol properties based on the optical measurements from the sun-Sky-Lunar spectral photometer (Dubovik et al., 2002; Li et al., 2018b; Sinyuk et al., 2020), and it can provide relatively accurate estimations. However, ground-based remote sensing is difficult to cover the global range. Satellite remote sensing allows us to see a much larger area than ground-based remote sensing, so it can provide regional/global measurements. However, satellite remote sensing may provide inaccurate ^[.13] estimates due to the ^[.14] poor understanding

⁶removed: retrieved

⁷removed: on

⁸removed: use of the spheroid model in the component retrievals based on the polarized light should consider the effects of more complex dust shapes.

⁹removed: can also modify the cloud properties by serving as the cloud condensationnucleus (CNN), so play an indirect effect on the climate

¹⁰removed: a main source of PM_{2.5} and PM₁₀

¹¹removed: remote sensing and satellite remote sensing

¹²removed: techniques to retrieve aerosols

¹³removed: estimations

¹⁴removed: incomplete understanding of the optical propertiesof aerosols

of aerosol optical properties. The traditional satellite aerosol retrieval algorithms mainly derive the [..¹⁵] aerosol properties through the total atmospheric column along with surface characteristics based on radiation fluxes, while due to surface perturbations it is difficult to estimate the contribution of different components[..¹⁶].

[..¹⁷]Polarization is more sensitive to the atmosphere [..¹⁸]and less disturbed by surfaces than radiation (Dubovik et al., 2019; Li et al., 2018a). Thus, previous studies have applied polarimetric remote sensing to monitor atmospheric aerosols (Dubovik et al., 2019; Hasekamp et al., 2011; Dubovik et al., 2011; Xu et al., 2016). Both traditional remote sensing and polarimetric remote sensing require a forward model for radiative transfer calculations, and we need to provide the optical properties of aerosols as input for the radiative transfer model. The [..¹⁹]ensemble-averaged extinction cross-section, single-scattering albedo, and phase matrix are the most important aerosol optical parameters for radiative transfer calculations (Mishchenko et al., 2002; Liu and Mishchenko, 2005; Heidinger et al., 2006). In remote sensing based on the radiative fluxes, for efficient calculations, most radiative transfer calculations ignore the polarized components, so the phase matrix is simplified as phase function (Lenoble et al., 2007). However, the [..²⁰]full calculations require to use of the vector radiative transfer[..²¹], which requires the complete phase matrix of aerosols (Spurr, 2006; Cai et al., 2006).

In most remote sensing algorithms, aerosol shapes were commonly assumed to be spherical, and the optical properties can be calculated using the Mie theory. However, the transmission electron microscopy (TEM) and scanning electron microscope (SEM) images have shown that most aerosols exhibit distinct non-spherical shapes (Lindqvist et al., 2014; Woodward et al., 2015; Chou et al., 2008; Luo et al., 2021a, 2018a, b, 2021b). [..²²]

The spheroid model, as one of the most simplified non-spherical models, has been used to model the optical properties of dust [..²³](eg. Dubovik et al. (2006)). Compared to the [..²⁴]spherical model, the aspect ratio of the particle needs to be determined. [..²⁵]However, in the atmosphere, the dust exhibits much more complex shapes than spheroids (Lindqvist et al., 2014; Woodward et al., 2015; Chou et al., 2008; Lin et al., 2018), and the spheroid model is difficult to simultaneously best fit all the elements of the phase matrix (Lindqvist et al., 2014). The first element of the phase matrix (phase function) is most important for radiation calculations. [..²⁶]Mishchenko et al. (1997) have used the spheroids to model the phase function [..²⁷]of dust. Even though dust particles are not perfect spheroids, the spheroids can provide reasonable estimations for the phase functions with a wide aspect ratio distribution(Mishchenko et al., 1997). Kocifaj et al. (2008) have retrieved the aspect

¹⁵removed: whole floor of aerosols based on the

¹⁶removed: due to the perturbations of the surface

¹⁷removed: The polarization

¹⁸removed: compared to the surface, and suffers fewer perturbations from the surface

¹⁹removed: ensemble averaged extinction cross section

²⁰removed: polarimetric remote sensing is commonly based on

²¹removed: calculations

²²removed: Dust particles are the typical non-spherical particles (Lin et al., 2018; Dubovik et al., 2006, 2011).

²³removed: (Dubovik et al., 2006, 2011).

²⁴removed: sphere

²⁵removed: The retrieval algorithm based on the measured phase matrix was developed (Dubovik et al., 2006, 2011).

²⁶removed: In traditional remote sensing, the polarization was commonly neglected, so

²⁷removed: was often used to retrieve the aspect ratio of spheroids. For example, Mishchenko et al. (1997) have used the phase function measurements to retrieve the aspect ratio of dust spheroids;

ratio based on the phase function and extinction coefficient simultaneously. Li et al. (2019) have shown that the polarimetric characteristics calculated assuming the microscope-measured aspect ratio [..²⁸]are distinct from that using the inversion-based aspect ratios. Nevertheless, [..²⁹]Spheroids are used as a model for reproducing the optical properties of dust[..³⁰], thus their aspect ratio is not necessarily a microphysical property of the particles. It is still unclear [..³¹]whether the spheroids [..³²]that best fit the phase function can represent [..³³]other elements of the scattering matrix and the polarization. Thus, it is desirable to know the applicability of spheroids in reproducing the other elements of the scattering matrix and the polarization.

Some modeling works have been conducted to investigate the optical properties of more irregular dust, and they have shown that the optical properties of dust are significantly affected by their shapes [..³⁴](Yang et al., 2007; Lindqvist et al., 2014; Bi et al., 2010; Liu et al., 2013; Escobar-Cerezo et al., 2017; Zubko, 2013; Kanngießer and Kahnert, 2021; Kempainen et al., 2015a; Kahnert, 2015; Gasteiger et al., 2011). However, in [..³⁵]applications, we are more curious about whether the optical properties can be reproduced by a simplified model. Even though an ensemble of irregularly-shaped dust particles exists in the atmospheres, the optical properties may be reproduced by an ensemble of spheroidal particles with a wide aspect ratio distribution. As a first step, we are mainly focused on answering the following questions:

- 85 – Could the single spheroid with a best-fitted aspect ratio reproduce the single-scattering properties of single dust with more complex shapes?
- Could the single spheroid with a best-fitted aspect ratio reproduce the polarimetric characteristics of single dust with more complex shapes?
- How do the dust shapes affect the scattering properties and polarimetric characteristics?

90 In the atmosphere, the dust shapes are various, and a single model is difficult to represent the complex shapes of dust, so we need to develop dust models which can represent various shapes. [..³⁶]In principle, in order to reproduce the scattering properties of [..³⁷]dust[..³⁸]

²⁸removed: is

²⁹removed: in the aerosol component retrievals, we pay much less attention to the retrieved aspect ratio. We mainly focus on the retrieved size distribution and refractive index of aerosols. To accurately retrieve the size distribution and refractive index of dust particles, we should calculate accurately the

³⁰removed: particles under the real size distribution and refractive index, but the aspect ratio may be not identical to the microscope-measured aspect ratio

³¹removed: that

³²removed: with the retrieved aspect ratio based on the

³³removed: the polarization of dust with more complex shapes

³⁴removed: (Yang et al., 2007; Lindqvist et al., 2014; Bi et al., 2010; Liu et al., 2013; Escobar-Cerezo et al., 2017; Zubko, 2013; Kanngießer and Kahnert, 2021; Kempainen et al., 2015a; Kahnert, 2015)

³⁵removed: the previous studies, the computations were only conducted by assuming some specific shapes.

³⁶removed: Besides, even though many studies have compared

³⁷removed: spheroids and dustwith more complex shapes (Lin et al., 2018; Lindqvist et al., 2014), in their studies, the whole aspect ratio was commonly assumed to be the same as the spheroids, and it is still unclear whether the spheroid model with other aspect ratioscan reproduce optical properties of dust with more complex shapes. Besides, the polarimetric sensitivities to the

³⁸removed: shapes were few investigated.

[..³⁹], ensembles of spheroidal particles should be used (i.e. with a distribution of sizes and aspect ratios). However, as a first step towards exploring the applicability of spheroidal shapes for reproducing the scattering properties of dust, we just consider single particles in this work, [..⁴⁰]

– [..⁴¹]

– [..⁴²]

– [..⁴³]

and further investigations for ensembles of dust particles would be investigated in the future. To answer the above questions, we proposed an irregular model to represent the dust with various morphologies, and the scattering properties were calculated using discrete dipole approximation (DDA) methods. Then, we retrieved the aspect ratio that best fits the phase function of dust with complex morphologies using the spheroid model, and the [..⁴⁴]scattering matrices of dust with complex morphologies and best-fitted spheroids were compared. Besides, the radiance and polarization were calculated using a vector radiative transfer (VRT) code based on plane-parallel successive-order-of-scattering (SOS), and the capabilities of spheroids for representing the radiance and polarization of irregular dust were evaluated.

2 Method

2.1 Modeling of dust with irregular shapes

To model the dust with irregular shapes, we proposed a model based on the physical process. To evaluate the applicability of spheroids as dust turns more irregular, we assumed that the ideal dust particles are spheroids, but they could become more irregular in the atmosphere. We assumed that the evolution of dust shapes is mainly affected by two factors. On the one hand, the dust could be eroded under the effects of external forces, such as wind, water, etc. [..⁴⁵]Due to erosion forces acting on the particles, part of the dust mass would be lost [..⁴⁶]in the form of dust granules leaving the particle surface. However, the binding force [..⁴⁷]from the particle center of mass could constrain this loss. We have generated various dust shapes based on the above mechanisms.

Firstly, we generated spheroids with different aspect ratios, and they were discretized into numerous dipoles. Then, the dipoles were gradually lost under the erosion of external force. From physical points, the surface of the dust is more easily

³⁹removed: In

⁴⁰removed: we attempt to answer the following questions:

⁴¹removed: How do we use models to represent dust with various shapes?

⁴²removed: How do the dust shapes affect the polarimetric characteristics?

⁴³removed: Could the spheroid model reproduce the polarization of dust with irregular shapes?

⁴⁴removed: phase

⁴⁵removed: Under the erosion of the external forces , the mass

⁴⁶removed: . On the other hand

⁴⁷removed: could constrain the loss of dust mass

eroded, and the mass close to the surface may be easier to be lost. To reflect the erosion of external force, we first identified the edge dipoles (close to the surface) occupied by the dust, and then decide if a selected dipole [..⁴⁸] is lost based on a parameter:

$$J = \frac{1}{N_s} \sum_{i=1}^{N_e} \frac{Rn}{(l_i + 10^{-9})^2} - \frac{R}{l_0^2} \quad (1)$$

where the first item on the right side of the formula reflects the effects of external force. l_i represents the distance from the selected dipole to the i th edge dipoles, and larger $1/l_i^2$ denotes a larger external force. Here 10^{-9} was used to prevent a zero denominator. Previous studies have simulated the surface roughness by randomly adding or subtracting dipoles in random surface locations (Kemppinen et al., 2015b; Veghte et al., 2015). We adopted similar methods in this work. We used a random parameter R_n [..⁴⁹], which represents the randomness of external force, [..⁵⁰] to simulate the roughness of the surface. R_n varies from 0 to 1. However, the roughness of the dust surface is also probably at smaller scales than the dipole size, which was not considered in this work. N_e represents the number of edge dipoles. In this work, as there are too many edge dipoles, to speed up the calculation, we randomly selected 1/5 of the edge dipoles. The second part reflects the binding force from the center of mass. l_0 represents the distance from the center of the selected dipole to the mass center of the dust, and larger $1/l_0^2$ denotes a larger binding force. R is a tunable parameter to represent the magnitude of the binding force. Larger R may lead to more spherical dust shapes. The dipoles with larger J indicate that the dipoles were affected by a larger external force or [..⁵¹] a smaller binding force. Thus, the dipoles with larger J are easier to be lost.

We first sort the J value of the dipoles occupied by the dust, and the dipoles with larger J are easier to be lost. With the erosion, the mass of the dust is gradually lost. We define a parameter to represent the ratio of the lost volume to the original dust volume:

$$f = \frac{V_{Lost}}{V_0} \quad (2)$$

where V_0 represents the volume of the original spheroids, and [..⁵²] V_{Lost} denotes the volume lost in the erosion process. As shown in Figure 2, with a larger R , [..⁵³] dust particles eroded under external forces are easier to become more spherical when the binding force is large. In our algorithm, the R and f are two tunable parameters to reflect the effects of the binding force and erosion degree, respectively, and various dust shapes could be generated by adjusting these two parameters. In this work, to evaluate the applicability of spheroids, the ideal shapes are assumed as spheroids. However, in the atmosphere, faceted dust particles were also observed in the atmosphere (Gasteiger et al., 2011), and these particles should also be investigated in the future.

⁴⁸removed: were

⁴⁹removed: is a random value from 0 to 1

⁵⁰removed: and it can

⁵¹removed: small

⁵²removed: V_0

⁵³removed: the dust shapes are easier becomes spherical due to larger binding force

2.2 Calculation of the ⁵⁴single-scattering of dust

The normalized scattering matrix, extinction cross-section (C_{ext}), and scattering cross-section (C_{sca}) are the key parameters ⁵⁵of the single-scattering properties of aerosols (Mishchenko et al., 2002; Liu and Mishchenko, 2005). ⁵⁶All the calculations assume that dust particles are randomly oriented particles (Mishchenko and Yurkin, 2017), and the possibility of each particle direction was assumed to be identical. For rotationally symmetric, randomly oriented particles, the normalized Stokes scattering matrix has six independent elements (Paton, 1958; Mishchenko et al., 2002):

$$F(\theta) = \begin{bmatrix} F_{11}(\theta) & F_{12}(\theta) & 0 & 0 \\ F_{12}(\theta) & F_{22}(\theta) & 0 & 0 \\ 0 & 0 & F_{33}(\theta) & F_{34}(\theta) \\ 0 & 0 & -F_{34}(\theta) & F_{44}(\theta) \end{bmatrix} \quad (3)$$

The first element of the scattering matrix $F_{11}(\theta)$ is the phase function and satisfies:

$$\frac{1}{2} \int_0^\pi F_{11}(\theta) \sin(\theta) d\theta = 1 \quad (4)$$

In this work, we mainly focus on the polarization of the dust particles, so the vector radiative transfer equations need to be considered, and the complete stokes scattering matrix was inputted into the radiative transfer equations. The real part of the dust was assumed to be 1.52 based on the study of van Beelen et al. (2014); Dey et al. (2006). The imaginary parts of dust refractive indices (k) can generally vary in a relatively wide range. PETZOLD et al. (2009) have shown that k ranges from 0.0003 to 0.0017 at 700 nm, and Wagner et al. (2012) further showed that k can range from 0.0023 to 0.0051 at 655 nm. van Beelen et al. (2014) and Dey et al. (2006) observed a relatively large k of approximately 0.005, which corresponds to either dust mixtures with more absorbing particles. In this work, we used a relative large k of 0.005 (van Beelen et al., 2014; Dey et al., 2006), while we consider a range of 0.0007 – 0.1 for sensitivity analysis. In this work, the polarimetric characteristics of dust with irregular shapes were investigated at a wavelength (λ) of 670 nm, which is a typical polarimetric band in polarimetric instruments/satellites, such as POLDER-1/ADEOS I, POLDER-3/PARASOL, MAI/TG-2, CAPI/TanSat, DPC/GF-5.

The T-matrix method has great advantages in calculating the optical properties of symmetrical particles (Mishchenko et al., 1996; Kahnert, 2013). In this work, the T-matrix code developed by Mishchenko and Travis (1998) was used to calculate the ⁵⁷single-scattering properties of spheroids. However, for dust with more complex shapes, such as the dust models proposed in Section 2.1, the T-matrix code of Mishchenko and Travis (1998) is inapplicable. The discrete dipole approximation (DDA)

⁵⁴removed: single scattering

⁵⁵removed: to reflect the single scattering

⁵⁶removed: To reflect the Stokes vector of polarization,

⁵⁷removed: single scattering

method can calculate the optical properties of particles with arbitrary shapes, and it was used to calculate [..⁵⁸] the single-scattering properties of the irregular dust particles (Gasteiger et al., 2011). In this work, a widely used DDA code, DDSCAT version 7.3, was applied (Draine and Flatau, 2008, 1994), and the first element of the scattering matrix was normalized to satisfy Equation 4. We assumed that the dust particles are randomly oriented, so we average the DDA calculations over $12 \times 7 \times 12 = 1008$ directions, which can achieve relatively accurate results (Dong et al., 2015; Kahnert, 2017; Luo et al., 2019, 2021b). For accurate calculations, the dipole spacing (d) satisfies [..⁵⁹] $2\pi|m|d/\lambda < 0.5$, where m is the refractive index of dust. [..⁶⁰]

As shown in Figure [..⁶¹] S1, the difference of the scattering matrix of spherical particles calculated using the DDSCAT is below 1%, [..⁶²] which is much smaller than the difference caused by the dust shapes. Thus, the accuracy of the DDSCAT is acceptable.

2.3 Retrieval of the aspect ratio of irregular dust

In this work, we attempt to find spheroids that best fit the phase function of irregular dust particles. Firstly, the scattering matrix of dust with irregular shapes was calculated using the DDSCAT, then the spheroid model was used to retrieve the aspect ratio by minimizing the following function:

$$D = |F_{11_Irregular} - F_{11_spheroid}|^2 \quad (5)$$

where $F_{11_Irregular}$ and $F_{11_spheroid}$ are the phase function of dust with complex shapes and best-fitted spheroids, respectively. By minimizing D , we can find the aspect ratios that best fit the phase function of dust with irregular shapes.

2.4 Radiative transfer calculation

Table 1. Input parameters for radiative transfer calculation.

Paramter	Value
Wavelength	0.67 μm
Aerosol Optical Delpth	0.2785 (Li et al., 2019, 2018b)
Molecular Optical Depth	0.015 (Lin et al., 2018)
Solar Zenith Angle	45°
Surface Albedo	0.15

⁵⁸removed: single scattering

⁵⁹removed: $|m|kd < 0.5$

⁶⁰removed: In this work, the polarimetric characteristics of dust with irregular shapes were investigated at a wavelength of 670 nm, which is a typical polarimetric band in polarimetric instruments/satellites, such as POLDER-1/ADEOS I, POLDER-3/PARASOL, MAI/TG-2, CAPI/TanSat, DPC/GF-5. We assumed the refractive index of dust is $1.52 + 0.005i$ based on previous studies (van Beelen et al., 2014; Dey et al., 2006).

⁶¹removed: ??

⁶²removed: and the

A successive-order-of-scattering (SOS) vector radiative transfer (VRT) code was employed to calculate the radiance and polarization (Lenoble et al., 2007). The C_{ext} , C_{sca} and scattering matrix of dust with different shapes were inputted to the [..⁶³]SOS model. The polarized light can be characterized by the Stokes vector $[I, Q, U, V]$. The normalized radiance (I) was widely used to represent the characteristics of bidirectional reflectance. Given the cosine value of the solar zenith angle (μ_0) and the extraterrestrial solar irradiance (F_0), the normalized I can be calculated using (Lenoble et al., 2007; Zhai et al., 2013):

$$\text{Normalized_I} = \frac{\pi I}{\mu_0 F_0} \quad (6)$$

Similar to the radiance, the polarized bidirectional reflectance factor (PBRF) was also investigated. PBRF is defined as the normalized polarized intensity, can be expressed as (Zhai et al., 2013; Zhang et al., 2021):

$$\text{PBRF} = \frac{\pi \sqrt{Q^2 + U^2}}{\mu_0 F_0} \quad (7)$$

note here we don't consider the circular polarization (V) as the V is commonly small enough.

Another important parameter (DoLP), which characterizes the ratio of radiance to polarized intensity, was also used in polarimetric remote sensing. DoLP is defined as (Li et al., 2019; Zhang et al., 2021):

$$\text{DoLP} = \frac{\pi \sqrt{Q^2 + U^2}}{I} \quad (8)$$

3 Results

190 3.1 [..⁶⁴]Single-scattering properties of single dust particles with irregular shapes

3.1.1 Effects of dust shapes

The scattering matrices of dust with different [..⁶⁵]irregular shapes and the corresponding spheroids that best fit the phase function are shown in Figures 3 - 4 and Figure S2. When the particle size is small ($d_p = 0.2 \mu\text{m}$), the changes of the F_{11} , F_{33} , F_{44} , F_{12} , and F_{34} are relatively small with the particle shape varying. However, with the particle size increasing, the effects of particle shapes on the scattering matrix become more significant. Fixing the original aspect ratio to 2:1 and the parameter R to 0, with the erosion of the external force (increasing f), the phase function exhibits larger forward scattering and smaller backward scattering. With the f varying, obvious variations are observed from $150^\circ - 180^\circ$ scattering angles. The F_{22}/F_{11} is also significantly affected by varying f . Fixing R to 0, larger f generally leads to smaller F_{22}/F_{11} . [..⁶⁶]The erosion of

⁶³removed: sos

⁶⁴removed: Single scattering

⁶⁵removed: shapes

⁶⁶removed: This means that the erosion of external force would result in more obvious non-sphericity when the binding force is small.

the external force would also lead to sizable variations in F_{33}/F_{11} , F_{44}/F_{11} , F_{12}/F_{11} , and F_{34}/F_{11} . Specifically, the sign of
200 F_{33}/F_{11} , F_{44}/F_{11} , F_{12}/F_{11} , and F_{34}/F_{11} could be modified with the variation of f in specific scattering angle ranges.

From the comparisons of Figures 4 – 6, we can see how the aspect ratio of the original dust affect the impacts of f . When
 $R = 0$, the binding force from the center of the dust is small, so the shapes of the dust become more irregular with the
increase of the erosion degree, and F_{22}/F_{11} becomes smaller. On the other hand, with a larger R , the large binding force
would constrain the dust shape, and the dust becomes more spherical with the mass loss, so F_{22}/F_{11} becomes more
205 close to 1. Generally, the effects of f on the scattering matrix are significantly affected by original aspect ratios. Modifying the
aspect ratio, the F_{33}/F_{11} , F_{44}/F_{11} , F_{12}/F_{11} of dust with different f could exhibit rather different trends with the scattering
angles. From Figures 4 – 7, we can see the comparison of the scattering matrix of dust with different binding forces (R). With
an aspect ratio of 2:1, the phase function exhibits smaller backward scattering with increasing f when $R = 0$, while the opposite
phenomenon was observed for $R = 1$. Besides, the F_{22}/F_{11} decreases with the increase of f when $R = 0$, and the opposite
210 phenomenon was also observed for $R = 1$. [..⁶⁷]

The imaginary parts of refractive indices of dust particles can vary in a relatively wide range. Figure 8 shows the effects
of the imaginary parts of refractive indices (k) on the scattering matrix. The imaginary part of the refractive index has
non-negligible impacts on the scattering matrix. With larger k , smaller F_{11} values are observed at backscattering angles.
The relative differences in F_{11} between cases of $m = [..⁶⁸]1.52 - 0.01i$ and $m = 1.52 - 0.0007i$ can exceed 60% at
215 backward angles. Besides, larger F_{22}/F_{11} [..⁶⁹] values were observed for larger k . Compared to spheroids, the scattering
matrices of dust with irregular shapes seem more sensitive to the imaginary parts of refractive indices.

3.1.2 The [..⁷⁰]differences in single-scattering properties between irregular dust and best-fitted spheroids

From Figures 3 - 7, we can also see the comparison of the phase matrix of dust with irregular shapes and best-fitted spheroids.
As shown in Figure 3, when the particle size is small, the [..⁷¹]differences between the scattering matrix of dust with irregular
220 shapes and those fitted using the spheroids are not substantial. [..⁷²]As shown in Figure S3, the absolute F_{11} relative
differences between irregular dust particles and the best-fitted spheroids do not exceed 12%, and the differences in other
elements do not exceed 0.05. Thus, single spheroidal particles can provide a reasonable estimation for small [..⁷³]single
dust particles. However, we can see some small differences. With an original aspect ratio of 2:1 and an R of 0, the spheroid
model would underestimate the forward scattering and overestimate the backward scattering of F_{11} . [..⁷⁴]

⁶⁷removed: The finding can be explained from the following aspects. When R

⁶⁸removed: 0, the binding force from the center of the dust is small, so the shape of the dust become more irregular with the increase of the erosion degree,
and

⁶⁹removed: becomes smaller . On the other hand, with a larger R , the large binding force would constrain the dust shape, and the dust becomes more
spherical with the mass loss, so F_{22}/F_{11} become more close to 1.

⁷⁰removed: applicability of

⁷¹removed: deviations

⁷²removed: Thus, the spheroid model

⁷³removed: dust

⁷⁴removed: Besides, the dust with irregular shapes can exhibit more obvious non-sphericities than the spheroids, so the F_{22}/F_{11} of the dust with irregular
shapes exhibits smaller values than those fitted using spheroids.

225 With a large particle size, the ^[.75]scattering matrix differences between dust with irregular shapes and best-fitted spheroids become rather obvious. ^[.76]Figures S4 - S5 show that the absolute F_{11} relative differences between the irregular dust and the best-fitted spheroids can ^[.77]exceed 75% at backward angles. Besides, the F_{22}/F_{11} of dust with irregular shapes ^[.78]deviates substantially from those of spheroids, and the differences in F_{22}/F_{11} ^[.79]between irregular dust particles and the best-fitted spheroids can reach approximately 0.3. The F_{33}/F_{11} and F_{44}/F_{11} ^[.80]differences between irregular dust particles and the best-fitted spheroids ^[.81]are also substantially, which can reach approximately 0.3 and 0.35, respectively (see Figure S5). For the F_{12}/F_{11} and F_{34}/F_{11} ^[.82], the sign can even be modified from negative to opposite at some scattering angles if substituting the irregular dust with best-fitted spheroids. As shown in Figure S4, the absolute F_{12}/F_{11} and F_{34}/F_{11} differences of exceeding 0.5 can be observed.

Figures 4 ^[.83]– 6 show similar results, but for different original aspect ratios. The original aspect ratio has a significant impact on the applicability of spheroids. With an original aspect ratio of 1:1, ^[.84]spheroids fit the scattering matrix of irregular ^[.85]dust relatively well compared to those with other aspect ratios. As shown in Figure S6, with an original aspect ratio of 1:1, the absolute F_{11} relative differences between irregular dust particles and the best-fitted spheroids are below 30%, and the differences for other elements are also below 0.3. However, the fits of spheroids are relatively bad for the dust with an original aspect ratio of 2:1 and 1:2 compared to those with an original aspect ratio of 1:1. As shown in Figure S7, the absolute F_{11} relative differences of approximately 100% between irregular dust particles and the best-fitted spheroids are observed when the original aspect ratio is 1:2. The ^[.86]differences in other elements are also significantly larger than those with original aspect ratio of 1:1. Specifically, the absolute values of the differences in F_{22}/F_{11} , F_{33}/F_{11} and F_{34}/F_{11} between the irregular dust particles and best-fitted spheroids could exceed 0.6, 0.8, and 0.6, respectively, when the original aspect ratio is 1:2. The reason may be that the mass of spherical particles is lost relatively uniformly, and the overall structure can be well represented by a spheroid.

Figure 4 and Figure 7 show how the binding force from the mass center affects the applicability of spheroids. As shown in Figure ^[.87]4, when the binding force is small ($R = 0$), the scattering matrix differences between dust with irregular shapes and best-fitted dust ^[.88]become substantial as f increases to 0.8. As shown in Figure S5, the absolute F_{11} relative differences of exceeding 40% were observed, and the differences for other elements can exceed 0.3. Especially, the

⁷⁵removed: differences of the scattering matrix of

⁷⁶removed: The

⁷⁷removed: generally reproduce the F_{11} trend of dust with irregular shapes, while some obvious differences are observed at the backward scattering angles.

The

⁷⁸removed: generally exhibit more obvious non-sphericity than the spheroids, so the

⁷⁹removed: values deviate more largely with 1 compared to those of spheroids. The trends for the

⁸⁰removed: of dust with irregular shapes are similar to those of

⁸¹removed: . On the other hand, the trends of the

⁸²removed: of dust with irregular shapes can be rather different from those of best-fitted spheroids, and

⁸³removed: -

⁸⁴removed: the

⁸⁵removed: relatively well, while the

⁸⁶removed: reason is

⁸⁷removed: 6

⁸⁸removed: are rather obvious

250 F_{44}/F_{11} differences of exceeding 0.5 were observed at backward angles. However, as R increases to 1, the difference turns much smaller [⁸⁹](see Figure 7 and Figure S8). As shown in Figure S8, the absolute F_{11} relative differences are generally below 15% when $R =$ [⁹⁰]1. This can be explained from physical points. When the binding force is small, the mass of the dust is lost uniformly with the erosion, so the shapes can be much different from spheroids. However, with a large binding force, the mass loss is constrained by the mass center, so the erosion is relatively uniform, and the shapes after erosion
255 are close to spheroids.

Table 2. The scattering/extinction cross-section of dust with irregular shapes.

Aspect [⁹¹]Ratio	f	R	[⁹²]Diameter (μm)	C_{ext} (μm^2)	$C_{\text{ext_best_fit}}$ (μm^2)	C_{sca} (μm^2)	$C_{\text{sca_best_fit}}$ (μm^2)	Fitted aspect ratio
2:1	0.1	0	0.2	0.00622	0.00618	0.00579	0.00577	1.0
2:1	0.1	0	0.8	2.0189	1.98123	1.9714	1.93546	0.64
2:1	0.1	0	2.0	8.0645	7.94556	7.3306	7.20796	2.06
2:1	0.8	0	0.2	0.00606	0.00431	0.00562	0.00396	0.4
2:1	0.8	0	0.8	1.9282	1.72175	1.8818	1.68243	0.4
2:1	0.8	0	2.0	9.9786	9.71013	9.2322	8.96537	2.81
2:1	0.8	1	0.2	0.00620	0.00602	0.00579	0.00561	1.26
2:1	0.8	1	0.8	2.0790	2.0715	2.0333	2.0258	0.88
2:1	0.8	1	2.0	8.1955	8.2273	7.4695	7.5026	1.12

Table 2 shows the scattering/extinction cross-sections of dust with irregular shapes. Fixing the aspect ratio to 2:1, with f and R varying, the variations of C_{ext} and C_{sca} are not substantial, and they are under 3%. However, the [⁹³] C_{ext} and C_{sca} of best-fitted spheroids decrease substantially with the f increasing. Fixing the aspect ratio to 2:1 and R to 0, as f increases from 0.1 to 0.8, the [⁹⁴] C_{ext} and C_{sca} of best-fitted spheroids decrease by approximately 30%. When the f is small, the
260 deviation of C_{ext} and C_{sca} between the irregular dust and best-fitted spheroids are not substantial, while the difference [⁹⁵]
increases as f increases. When the aspect ratio is 2:1, $f = 0.8$, $R = 0$, and $d_p = 0.2 \mu\text{m}$, the relative difference of C_{ext} and C_{sca} can reach approximately 30%. However, the [⁹⁶]differences are mitigated when R increases, as the large binding force [⁹⁷]constrains the dust shape becoming more complex, and the [⁹⁸]aspect ratio is more close to 1:1.

Figure 8 also compares the scattering matrix of dust with irregular shapes and best-fitted spheroids for different k . Gen-
265 erally, the scattering matrix show similar angular distributions for different k for both dust with irregular shapes and best-

⁸⁹removed: when f

⁹⁰removed: 0.8.

⁹³removed: best-fitted

⁹⁴removed: best-fitted

⁹⁵removed: turns obvious

⁹⁶removed: deviations

⁹⁷removed: would constraining

⁹⁸removed: retrieved

fitted spheroids. However, the scattering matrix differences between dust with irregular shapes and best-fitted spheroids are affected by the k . As shown in Figure S9, the relative ΔF_{11} can deviate approximately 18% at certain scattering angles when modifying k from 0.007 to 0.01. In this work, we mainly consider a typical wavelength of $0.67 \mu\text{m}$. As shown in Figure S10, the dust scattering matrix of dust with irregular shapes and best-fitted spheroids varies in different wavelengths.

270

3.2 The skylight polarization of dust with irregular shapes

3.2.1 Effects of irregular shapes

To investigate the effects of dust shape on the polarized remote sensing signal, the normalized radiance (I), PBRF, and DoLP were calculated. Figures 9 - 11 show the effects of the erosion degree on the polarized remote sensing signal. In the plots, the backscattering direction is on the meridian plane with a zenith angle of 60° and a relative azimuth of 180° . As shown in Figure 9, the differences [..⁹⁹] in normalized radiance (I), PBRF, and DoLP between the erosion fraction (f) of 0.1 and 0.8 are not substantial. Fixing d_p to $0.2 \mu\text{m}$, with f increasing, the variation of I, PBRF, and DoLP are not substantial. Besides, the trends of I, PBRF, and DoLP with the relative azimuth angles and zenith angles are similar.

Nevertheless, with the particle size increasing, the erosion degree has more obvious impacts on the normalized radiance (I), PBRF, and DoLP. Figures 10 - 11 show similar results as Figure 9, but for dust with a d_p of 0.8 and $2.0 \mu\text{m}$, respectively. Different from dust with a d_p of $0.2 \mu\text{m}$, when the particle size increases to 0.8 and $2.0 \mu\text{m}$, the erosion fraction has a significant impact on I, PBRF, and DoLP. The effects of f are significantly related to the particle size. Fixing d_p to $0.8 \mu\text{m}$, when f increases from 0.1 to 0.8, the normalized radiance exhibits a slightly decrease at backward scattering angles, and obvious increase is observed at forward scattering angles. The similar phenomenon was observed at d_p of $2.0 \mu\text{m}$.

With a d_p of $0.8 \mu\text{m}$, with increasing f , PBRF decreases at forward scattering angles but [..¹⁰⁰] increases when the relative azimuth angle ranges from approximately 0° to 90° and the zenith angle is around 45° , and when both the relative azimuth angles and the zenith angle range from 60° to 90° . However, when d_p is $2.0 \mu\text{m}$, PBRF decreases when the relative azimuth angle is around 105° and the zenith angle is around 90° , and when the zenith angle is around 20° and the relative azimuth angle ranges from approximately 0° to 135° . Besides, with a d_p of $2.0 \mu\text{m}$, PBRF increases when the relative azimuth angle is around 60° and the zenith angle is around 90° , and when the relative azimuth angle ranges from approximately 0° to 60° and the zenith angle is around 65° , which is rather different from the angular distribution of dust with a d_p of $0.8 \mu\text{m}$.

The effects of f on DoLP are also significantly related to d_p . When d_p is $0.8 \mu\text{m}$, DoLP decreases at forward scattering angles but increases when the relative azimuth angle ranges from approximately 0° to 120° and the zenith angle is around 40° , and when both relative azimuth angles and zenith angle range from 60° to 90° . However, with a d_p of $2.0 \mu\text{m}$, when modifying f from 0.1 to 0.8, a slight decrease in DoLP is found when the relative azimuth angle ranges from 0° to 60° and the zenith angle is around 30° . Besides, fixing d_p to $2.0 \mu\text{m}$, as f increases from 0.1 to 0.8, an obvious increase in DoLP is observed

⁹⁹removed: of

¹⁰⁰removed: increase

when the zenith angle ranges from 60° to 90° and the relative azimuth angle is around 60° . Also, DoLP increases when the zenith angle is around 60° and the relative azimuth angle ranges from approximately 0° to 60° with f increasing from 0.1 to 0.8. Figures 9 - 11 also show that the polarized light signal is rather sensitive to the particle size, which agrees with the findings of previous studies.

Figure 12 compares normalized radiance, PBRF, and DoLP of dust with different binding forces. With an original aspect ratio of 2:1, as R increases from 0 to 1, the dust shape can become more spherical with the erosion. It could be seen from Figure 12 that I , PBRF, and DoLP are significantly affected by the binding force. Fixing the original aspect ratio to 2:1 and the particle diameter to $2.0^{101} \mu\text{m}$, with R increasing from 0 to 1, a slight decrease in the normalized radiance is observed at backward scattering angles, and an obvious increase in the normalized radiance is observed in the forward scattering angles. Modifying R from 0 to 1, PBRF shows an obvious increase at backward scattering angles, and a slight decrease was observed when both relative azimuth angles and zenith angles are approximately 90° . As R varies from 0 to 1, DoLP increases significantly at forwarding scattering angles and decreases when relative azimuth angles range from 90° to 120° and zenith angles are 70° to 90° . Besides, DoLP also decreases when relative azimuth angles range from 0° to 90° and zenith angles are 30° to 50° . Thus, the angular distributions of normalized radiance, PBRF, and DoLP are significantly affected by the dust shape and particle size. Besides, as shown in Figure S11 – S13, with the increase of AOD, the normalized radiance increases at backward scattering angles. The normalized radiance decreases substantially with the increasing surface albedo, while DoLP shows a little increase with the increase of surface albedo. The normalized radiance, PBRF, and DoLP show a little decrease with increasing k . However, similar angular distributions of normalized radiance, PBRF, and DoLP could be found for different AOD, surface albedo, and imaginary parts of the refractive index of dust. Thus, the modifications of AOD, surface albedo, and imaginary parts of the refractive index of dust should not significantly affect the main conclusion of this work.

3.2.2 The 102 differences between dust with irregular shapes and spheroids

Figure 13 shows the difference of normalized I between the dust with irregular shapes and best-fitted spheroids. As both the particle size and erosion degree are small, the relative differences between the dust with irregular shapes and best-fitted spheroids are not substantial, and the absolute value is below 3% when $f = 0.1$. However, even with a small particle size, as f increases to 0.8, the relative differences are rather more obvious, which range from approximately -6% to 5%. With a d_p of $0.2 \mu\text{m}$, the best-fitted spheroids underestimate the normalized radiance at backward scattering angles and overestimate the normalized radiance at forwarding angles.

As the particle diameter increases to $0.8 \mu\text{m}$, the relative difference of normalized radiance between the dust with irregular shapes and best-fitted spheroids becomes more obvious, and the relative difference in radiance can vary in the range of -10 to 10. Different from dust with a d_p of $0.2 \mu\text{m}$, when $d_p = 0.8 \mu\text{m}$, the 103 differences between irregular dust and best-fitted

¹⁰¹removed: μm

¹⁰²removed: deviations of the spheroid model

¹⁰³removed: deviations of the spheroid model

spheroids are significantly affected by the erosion degree (i.e. f). When $f = 0.1$, the spheroid model underestimates the radiance at backward scattering [..¹⁰⁴] angles but overestimates the radiance when the zenith angles range from 10° to 85° and relative azimuth angles range from 0° to 120° . Nevertheless, with an f of 0.8, the spheroid model would overestimate the radiance at backward scattering angles, and underestimate the radiance at forwarding angles.

As d_p further increases to $2.0 \mu\text{m}$, the angular distribution of the radiance difference between the dust with irregular shapes and best-fitted spheroids is further modified. Although the difference in radiance decreases compared to that for dust with a d_p of $0.8 \mu\text{m}$ when $f = 0.1$, as f increase to 0.8, the absolute value of the relative difference in radiance can exceed 10%. Besides, the angular distributions of the difference also vary significantly with modifying f . Fixing d_p to $2.0 \mu\text{m}$, the spheroid model overestimates the radiance at forwarding scattering angles while underestimates the radiance at backward scattering angles when $f = 0.1$, and an opposite phenomenon is observed when $f = 0.8$.

The spheroid model can also provide inaccurate estimations for PBRF. As shown in Figure 14, with a small particle size ($d_p = 0.2 \mu\text{m}$), the difference of PBRF between the dust with irregular shapes and best-fitted spheroids is not substantial, and the maximum absolute value is below approximately 0.005. For dust with a d_p of $0.2 \mu\text{m}$, the spheroid model generally underestimates the PBRF at backward scattering angles while overestimating the PBRF at forwarding scattering angles. As d_p increases to $0.8 \mu\text{m}$, the PBRF differences between dust with irregular shapes and best-fitted spheroids become rather obvious, and the difference varies from approximately -0.015 to 0.025. Different from dust with a d_p of $0.2 \mu\text{m}$, when d_p increases to $0.8 \mu\text{m}$, the spheroid model generally overestimates the PBRF at backward scattering angles but overestimates the PBRF when the zenith angles range from 70° to 80° and relative azimuth angles range from approximately 0° to 30° . As d_p further increases to $2.0 \mu\text{m}$, the maximum absolute value of the PBRF difference shows decreases, and the difference varies in the range of approximately -0.015 to 0.015. when $f = 0.1$, the spheroid model generally [..¹⁰⁵] overestimates the PBRF, but the spheroid model would [..¹⁰⁶] underestimate the PBRF when the zenith angles are around 70° and relative azimuth angles range from 0° to 60° .

Figure 15 shows the comparison of DoLP between dust with irregular shapes and best-fitted spheroids. Similar to normalized radiance and PBRF, the DoLP differences between dust with irregular shapes and best-fitted spheroids are not substantial when $d_p = 0.2 \mu\text{m}$, and the absolute value of the difference does not exceed 0.02. As d_p increases to $0.8 \mu\text{m}$, the difference between the spheroid model and dust with irregular shapes becomes rather obvious, and the difference varies from approximately -0.05 to 0.15. Besides, with a d_p of $0.8 \mu\text{m}$, the PBRF difference generally exhibits similar angular distributions for $f = 0.1$ and $f = 0.8$. The spheroid model generally overestimates the DoLP at backward scattering angles. As d_p increases to $2.0 \mu\text{m}$, the difference decreases, and it varies from approximately -0.03 to 0.05. Besides, the angular distributions of DoLP are also different when f varies. The spheroid model generally overestimates DoLP when $f = 0.1$, while some underestimations are found when the zenith angles are around 65° and relative azimuth angles range from approximately 0° to 30° .

¹⁰⁴removed: angle

¹⁰⁵removed: overestimate

¹⁰⁶removed: underestimates

Figure 16 compares the deviations of spheroids for estimating the normalized radiance, PBRF, and DoLP of dust with different binding forces. The binding forces have a significant impact on the deviations. Fixing d_p to $0.8 \mu\text{m}$, original aspect ratio to 2:1, and f to 0.8, with R increasing from 0 to 1, the absolute values of deviations of radiance, PBRF, and DoLP decrease substantially. When $R = 0$, the relative difference of radiance vary from -6% to 5%, while varies in the range of approximately -1.5% to 1% when $R = 1$. As R increases from 0 to 1, the PBRF differences change from the range of approximately -0.008 - 0.01 to approximately -0.0005 to 0.002, and the DoLP differences change from approximately -0.03 - 0.04 to approximately -0.008 - 0.008. The physical points can explain why the difference decreases with R increasing. With larger R , the binding force from the mass center increases, which can constrain the shape from becoming more complex, so the dust shape is close to the spheroid. As shown in Figure S14 – S16, the differences in polarimetric characteristics between dust with irregular shapes and best-fitted spheroids share similar angular distributions for different aerosol optical depth (AOD), surface albedo, and imaginary parts of the refractive index, and the modifications of AOD, surface albedo, and imaginary parts of the refractive index should not modify the main conclusions.

4 Summary and Conclusions

[..¹⁰⁷] The spheroidal shapes are commonly used to reproduce the scattering properties of dust, while their applicability is still unclear. To calculate the [..¹⁰⁸] scattering properties of dust, we proposed a tunable model to represent dust with various shapes. We assumed that the dust shapes are mainly affected by two factors: (1) The dust shape can vary with the erosion of external force, which can lead to the loss of mass. (2) The binding force from the center of mass can prevent the loss of dust mass. We proposed an algorithm with two tunable parameters to simulate the effects of these two factors, and various complex dust shapes were generated. As we used tunable parameters to represent various dust shapes, our model is helpful for the parameterization of the [..¹⁰⁹] optical properties of dust with different shapes [..¹¹⁰] (but not for faceted dust particles). To evaluate the [..¹¹¹] capability of spheroids to reproduce the single dust particle scattering properties, we used single spheroidal particles that fit well the phase function of single dust particles with irregular shapes [..¹¹²], and then we investigated their capability to reproduce all the elements of the scattering matrix.

The [..¹¹³] single-scattering properties of single dust particles with irregular shapes were investigated. We found that both the erosion of external force and binding force from the mass center can have a significant impact on the dust shapes, so signif-

¹⁰⁷removed: The spheroid model was commonly applied in the aerosol component retrievals based on the polarized light, while the applicability of the spheroid model on estimating the polarization characteristics of dust with more complex shapes is still unclear. In the atmosphere, the dust shapes are various and a single model is difficult to represent the complex shapes of dust

¹⁰⁸removed: radiative properties of complex

¹⁰⁹removed: radiative

¹¹⁰removed: . Besides,

¹¹¹removed: applicability of spheroids , the aspect ratio was retrieved using the first elements of the scattering matrix (i.e. phase function), and then the scattering properties of dust

¹¹²removed: and spheroids were compared

¹¹³removed: single scattering properties of dust

icantly affect the ¹¹⁴single-scattering properties of dust. ¹¹⁵Besides, the applicability of the best-fitted spheroids ¹¹⁶
 385]in estimating the scattering matrix was evaluated. ¹¹⁷With a small particle size, the ¹¹⁸differences in the scattering ma-
 trix between best-fitted spheroids are not substantial¹¹⁹. With a diameter of $0.2 \mu\text{m}$, the absolute F_{11} relative differences
 between irregular dust particles and the best-fitted spheroids do not exceed 12%, and the differences in other elements
 do not exceed 0.05. However, with the particle size increasing, the F_{11} relative differences of approximately 100% could
 be observed in certain scattering angles. The maximum differences in other elements between irregular dust particles
 390 and best-fitted spheroids can reach approximately 0.3 – 0.8. Besides, the sign of F_{12}/F_{11} , F_{33}/F_{11} , F_{34}/F_{11} and F_{44}/F_{11}
 can be modified from negative to oppositive at some scattering angles if substituting the irregular dust with best-fitted
 spheroids. The sign of F_{12}/F_{11} and F_{34}/F_{11} can be modified from negative to oppositive at some scattering angles if sub-
 stituting the irregular dust with best-fitted spheroids. Our findings also show that the binding force can affect the applicability
 of spheroids. Generally, with larger binding forces, the dust shapes are constrained from becoming more complex, and the
 395 spheroid model could provide relatively reasonable estimations. As the binding force is small, the deviation of extinction/scat-
 tering cross-section generally increases with the erosion degree, and the relative difference can reach approximately 30% when
 the erosion degree is large, while the deviation is mitigated with the binding force increasing. Besides, when increasing R , the
 retrieved aspect ratio is more close to 1:¹²⁰1, and the particles become more spherical.

To see how the dust shapes affect the polarimetric remote sensing, we have calculated the normalized radiance, PBRF, and
 400 DoLP of dust using the SOS model. Our findings show that dust shapes have a relatively unobvious impact on the normalized
 radiance, PBRF, and DoLP when the particle size is small, while the effects become rather obvious ¹²¹as the particle size
 increasing. Our findings show that both the erosion degree and the binding force can significantly affect the angular distribution
 of normalized radiance, PBRF, and DoLP. The ¹²²differences between irregular dust particles and best-fitted spheroids
 were also investigated. When the particle size is small, the spheroid model can provide good estimations. With a d_p of 0.2
 405 μm , the relative difference of normalized radiance between irregular dust and best-fitted spheroids does not exceed 3%, and
 the absolute values of the ¹²³differences in PBRF and DoLP are below 0.005 and 0.02, respectively. With the particle size
 increasing, the difference becomes much more substantial. The relative difference of normalized radiance can exceed 10%,
 and the deviation of PBRF and DoLP can vary in the range of -0.015 - 0.025 and the range of -0.05 to 0.15. Thus, the use of
 the spheroid model in the component retrievals based on the polarized light should consider the effects of more complex dust

¹¹⁴removed: single scattering

¹¹⁵removed: When the particle size is small, the effects of dust shapes on the scattering matrix are relatively insensitive. However, with the particle size
 increasing, the dust shape can have rather obvious impacts on the scattering matrix, and even the sign of F_{33}/F_{11} , F_{44}/F_{11} , F_{12}/F_{11} , and F_{34}/F_{11} could
 be modified with the variation of f in specific scattering angle ranges. The

¹¹⁶removed: on

¹¹⁷removed: The best-fitted spheroids can generally reproduce the F_{11} of dust with irregular shapes, while the other elements show substantial differences.

¹¹⁸removed: deviations of

¹¹⁹removed: , while the deviations become substantial

¹²⁰removed: 1.

¹²¹removed: with

¹²²removed: deviations of

¹²³removed: deviation of

410 shapes. In this work, only the optical properties of single particles were considered, and the radiative transfer calculations were also performed using the optical properties of single particles for theoretical analysis. In the future, the applicability of an ensemble of spheroidal particles for reproducing the scattering properties and polarimetric characteristics of an ensemble of irregularly-shaped dust particles should be further investigated.

415 *Acknowledgements.* This work was financially supported by the National Outstanding Youth Foundation of China (Grant No. 41925019) and the National Natural Science Foundation of China (Grant No. 41871269). We particularly thank Dr. Michael Mischenko for making the T-matrix code publicly available [.,¹²⁴]and Dr. Bruce Draine and Pjotr Flatau for making the DDSCAT program publicly available. We also thank the two anonymous reviewers for their thoughtful reviews and valuable comments on the manuscript.

¹²⁴removed: .

Author contributions. JL and ZL designed the idea. JL developed the models, performed the computations, and wrote the paper. ZQL, CF, HX, YZ, WH, LQ, HG, MZ, YL and KL verified results. ZL revised the paper and supervised the findings of this work. All authors discussed
420 the results and contributed to the final paper.

Competing interests. The authors declare that they have no conflict of interest.

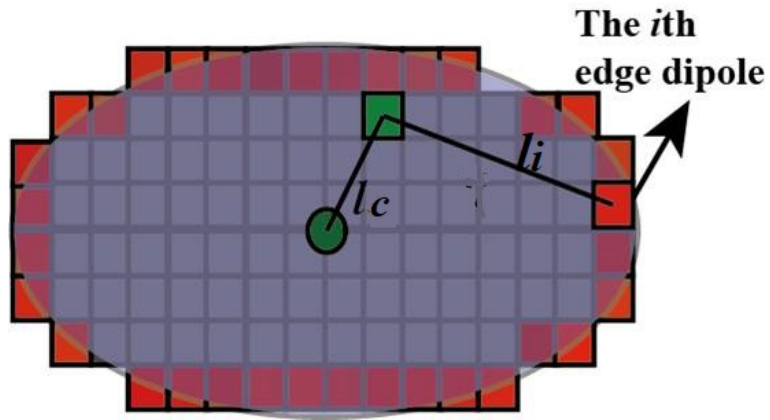


Figure 1. The generation of irregular dust.




Figure 2. The typical morphologies of simulated dust.

[..¹²⁶]

¹²⁶removed: Similar to Figure 3, but for $d_p=0.8 \mu\text{m}$.

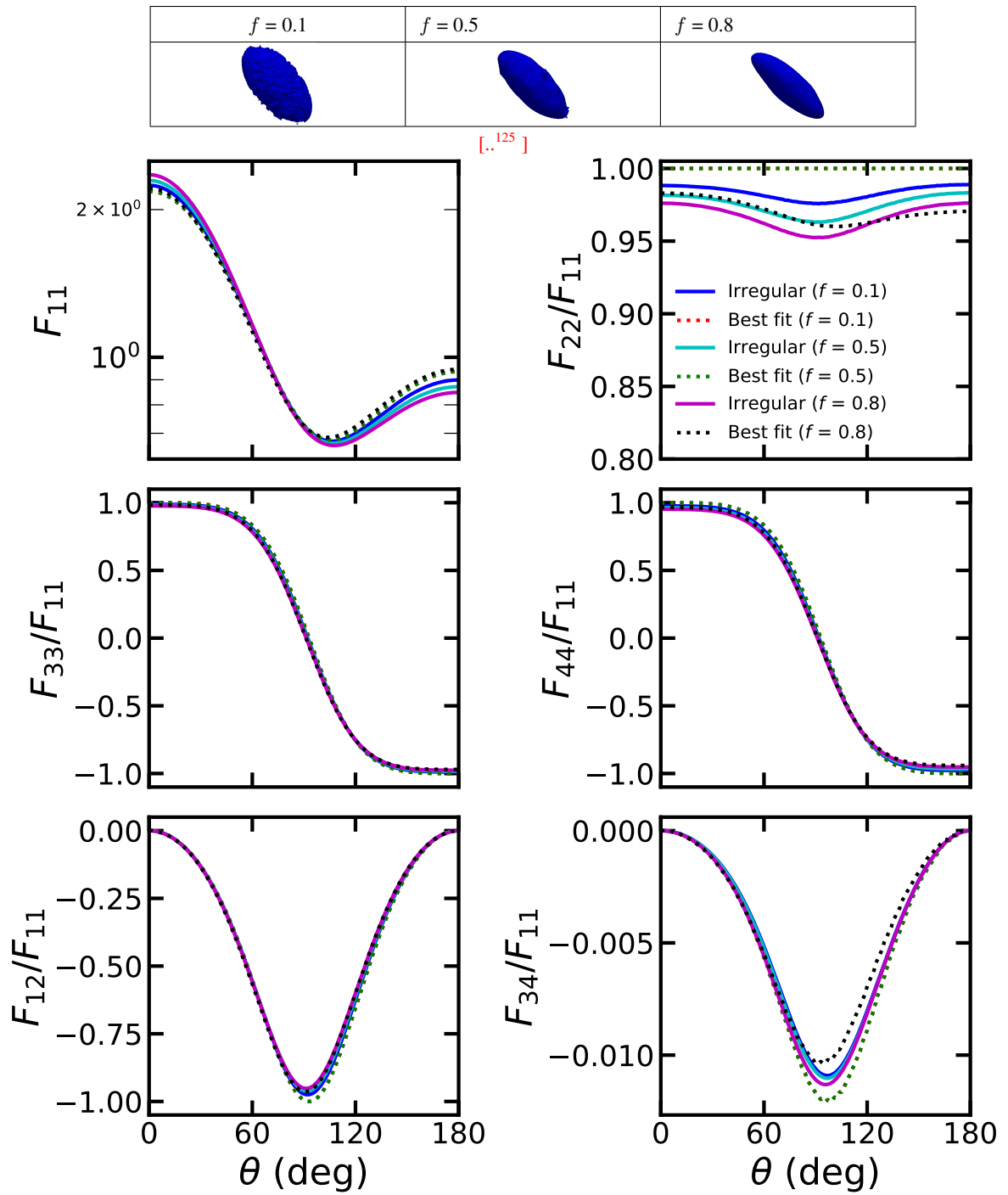


Figure 3. The scattering matrix of dust with irregular shapes, where the aspect ratio is 2:1, $d_p = 0.2 \mu\text{m}$.

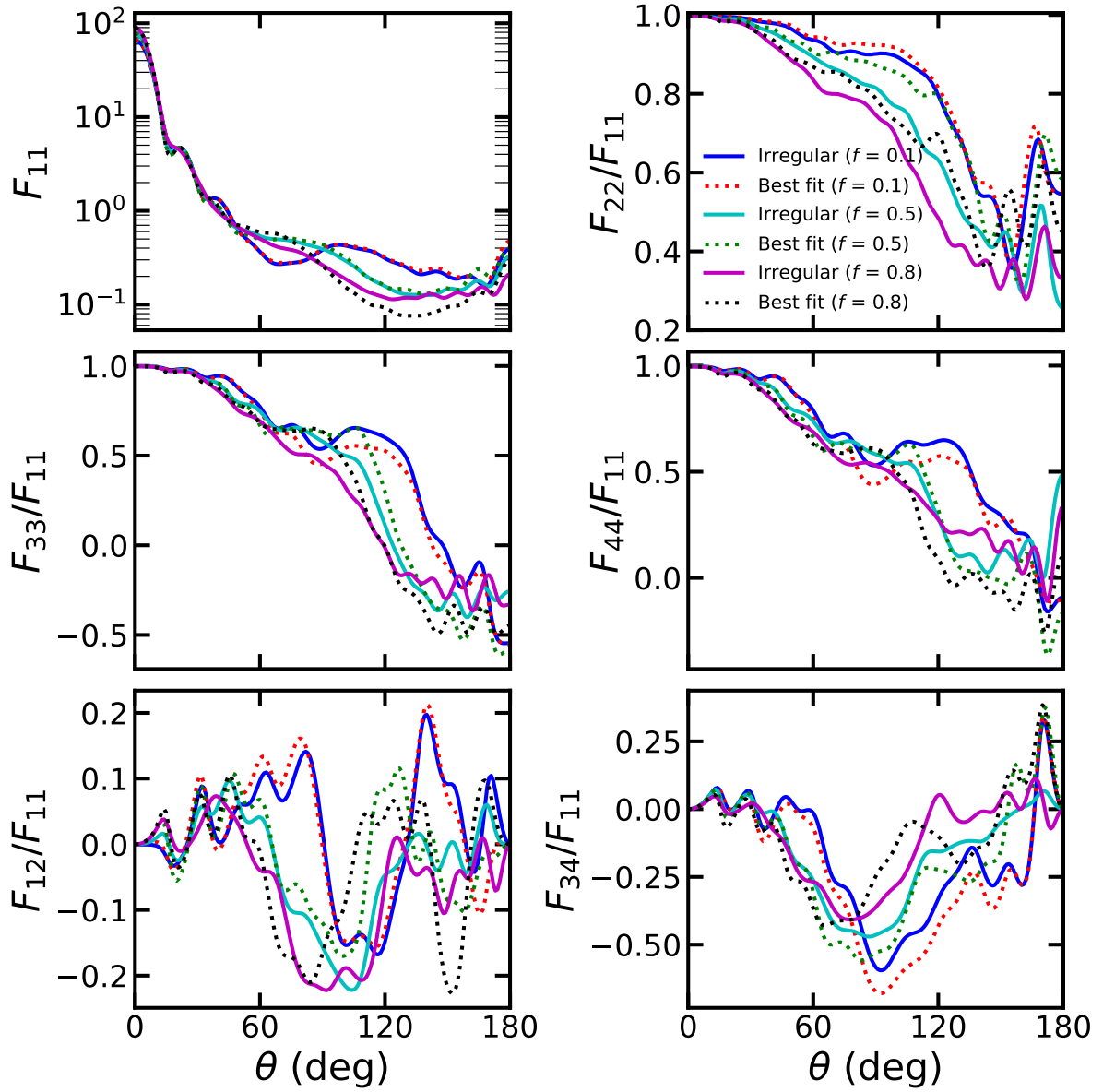


Figure 4. Similar to Figure 3, but for $d_p=2.0 \mu\text{m}$.

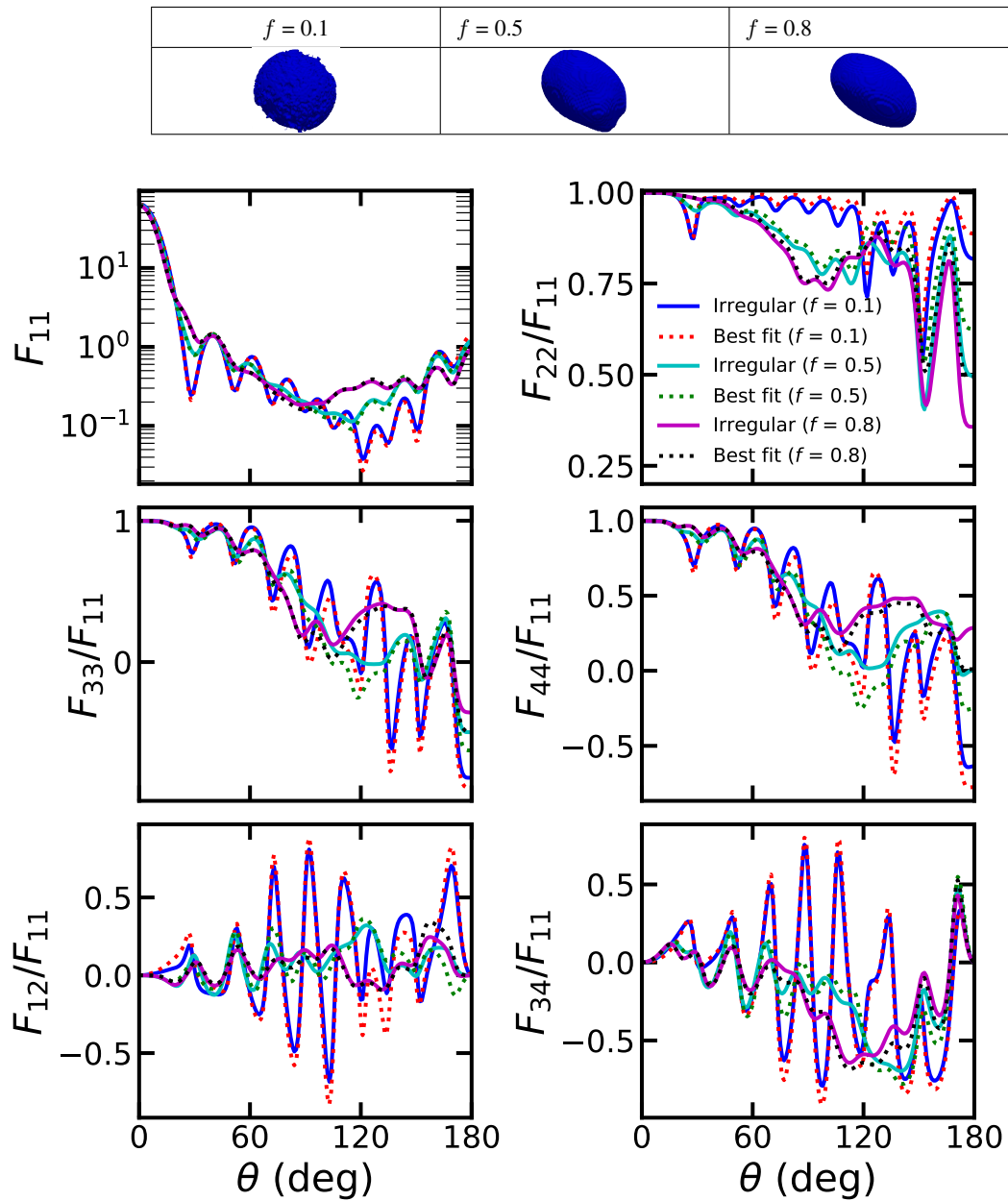


Figure 5. Similar to Figure 4, but for a aspect ratio of 1:1.

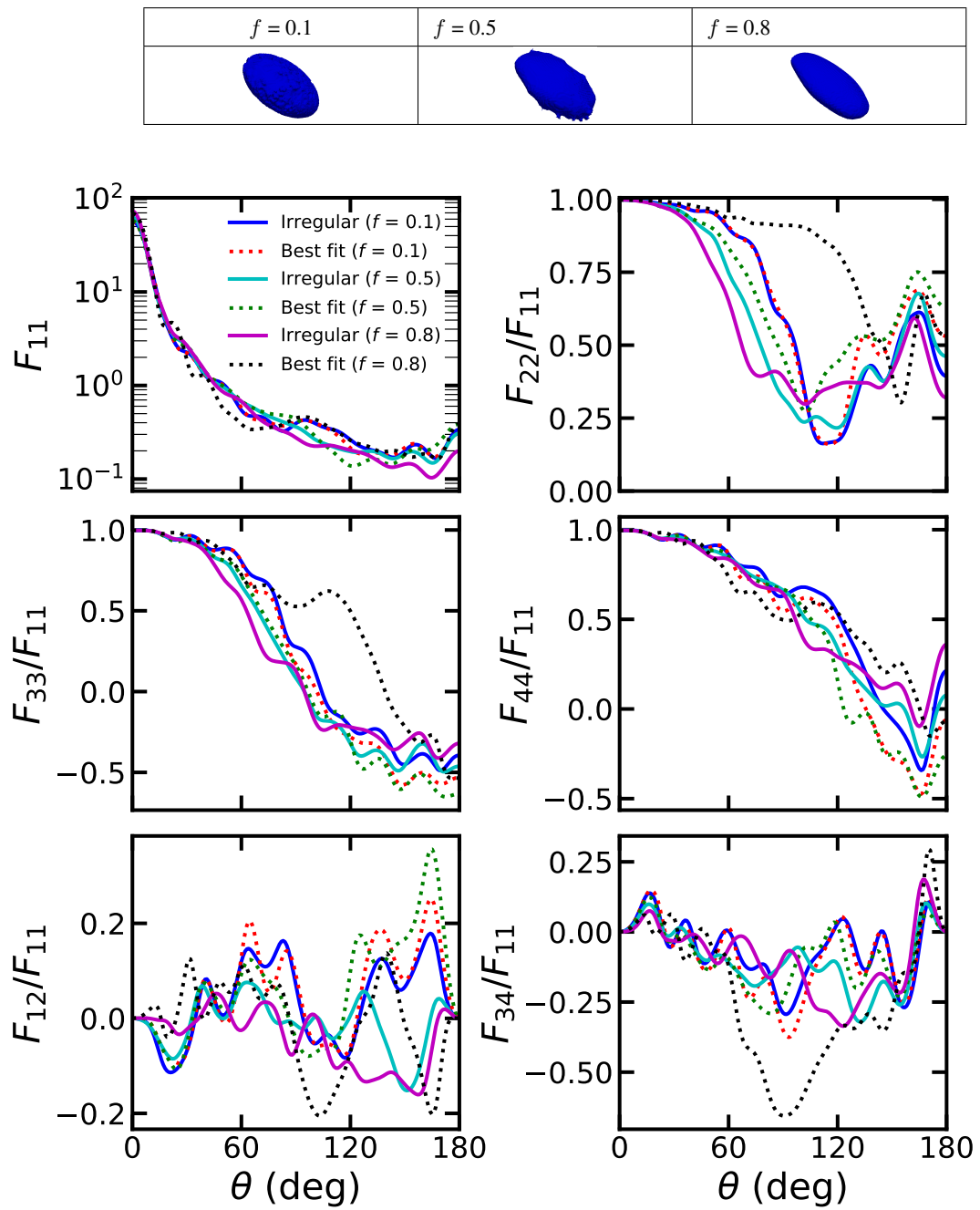


Figure 6. Similar to Figure 4, but for [..¹²⁷]an aspect ratio of 1:2.

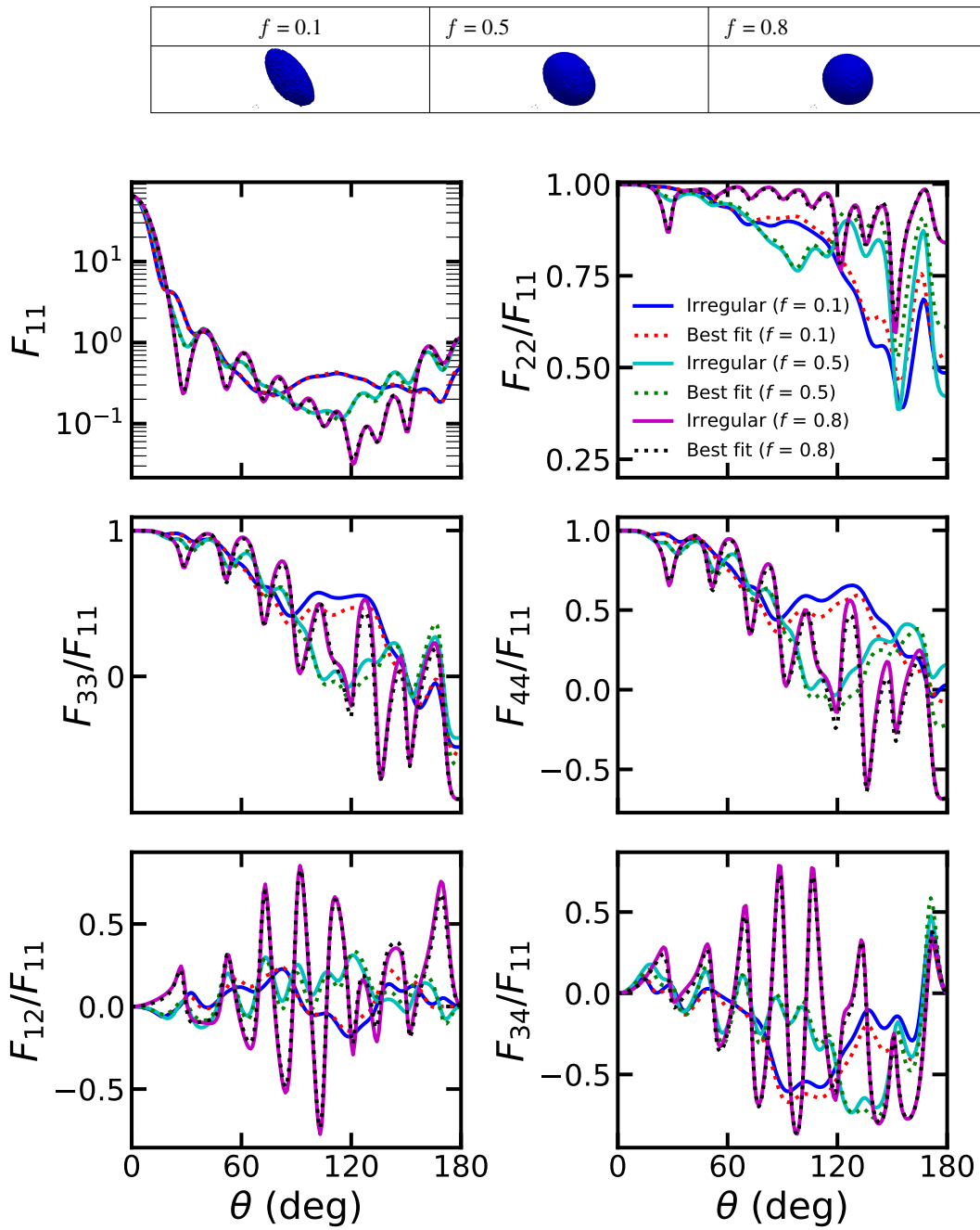


Figure 7. Similar to Figure 4, but for $R = 1$.

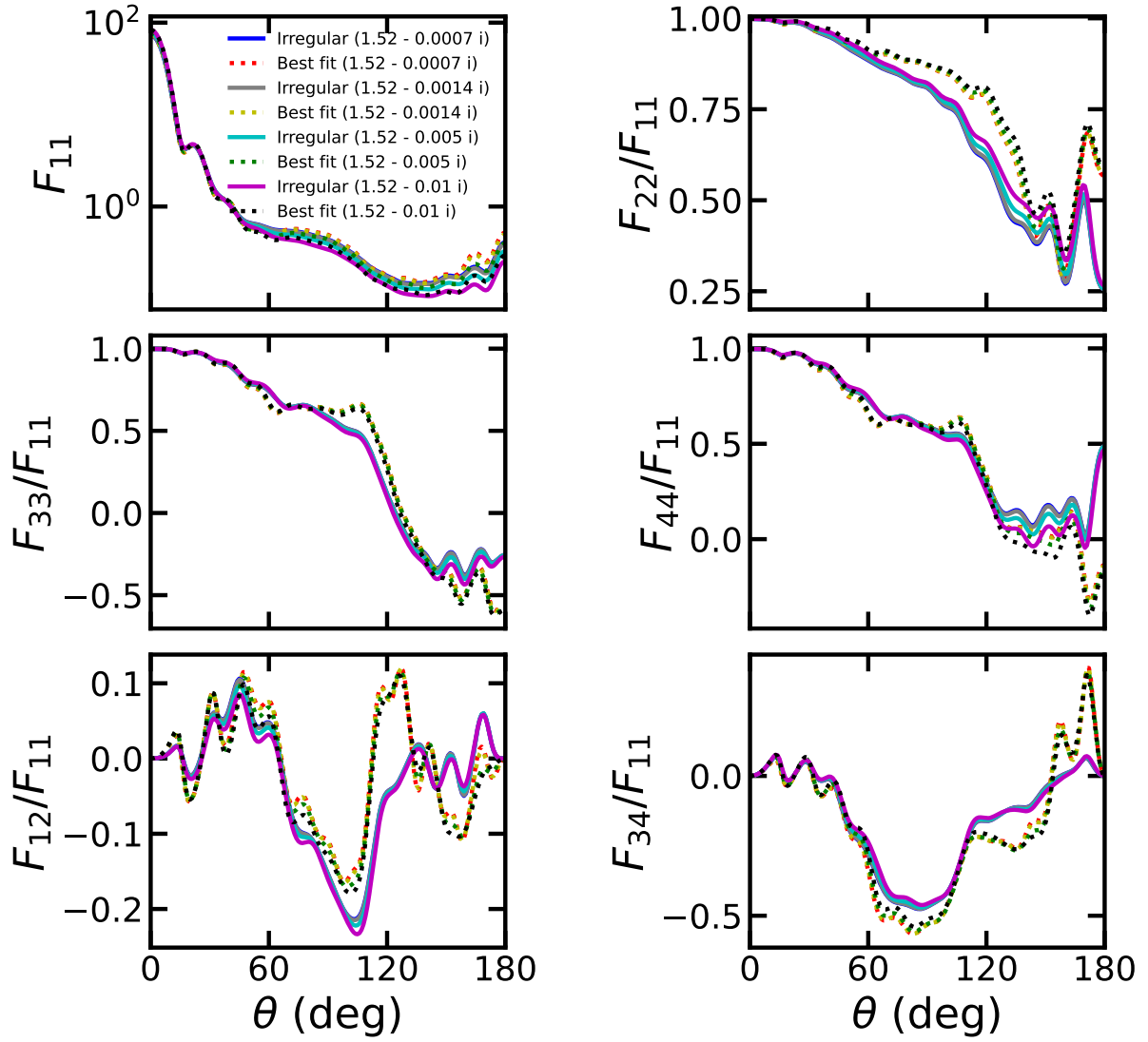


Figure 8. Similar to Figure 4, but for different refractive indices, where $f = 0.5$.

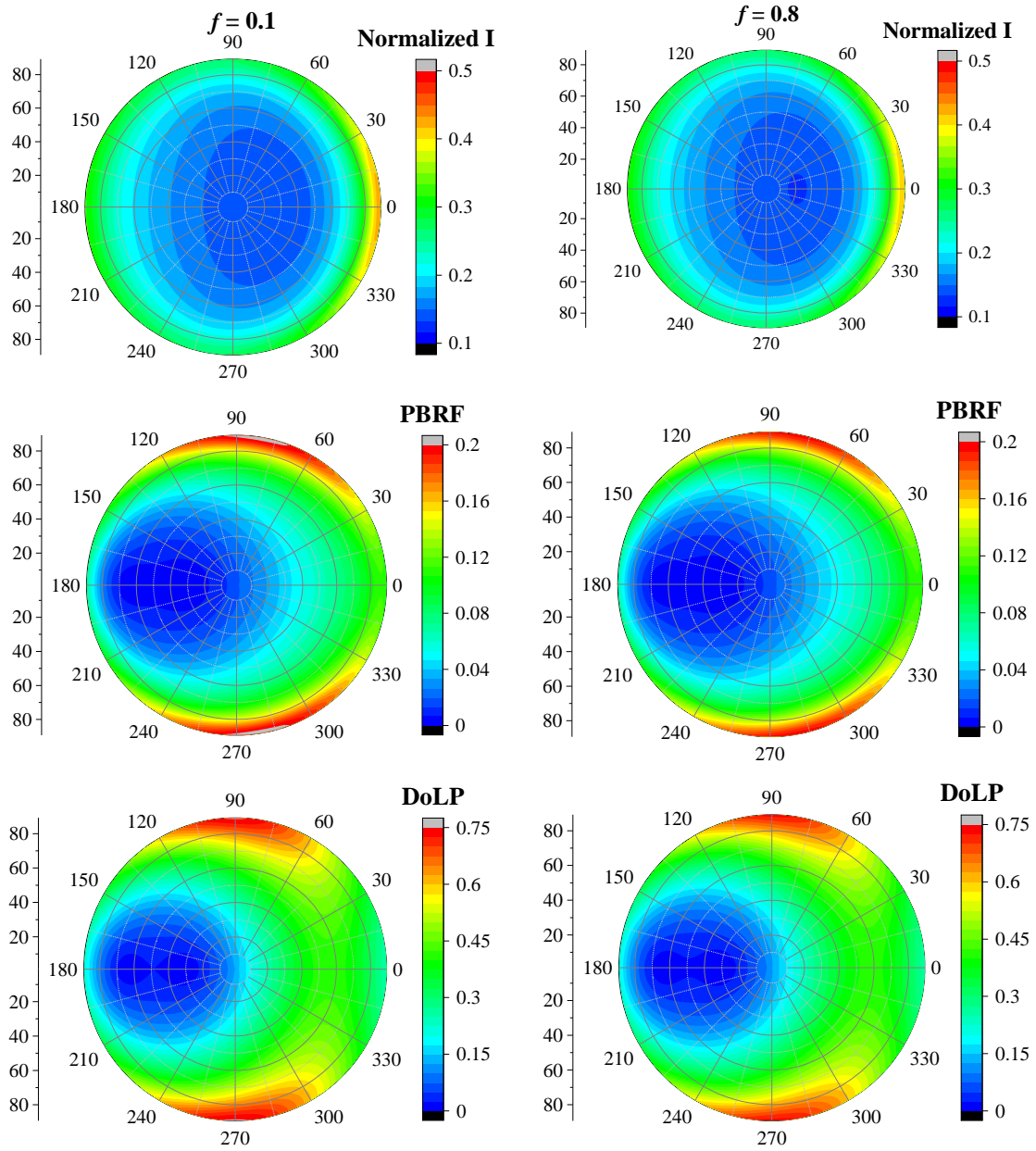


Figure 9. The polarimetric characteristics of dust with irregular shapes, where the aspect ratio is 2:1, $d_p = 0.2 \mu\text{m}$, $R = 0$.

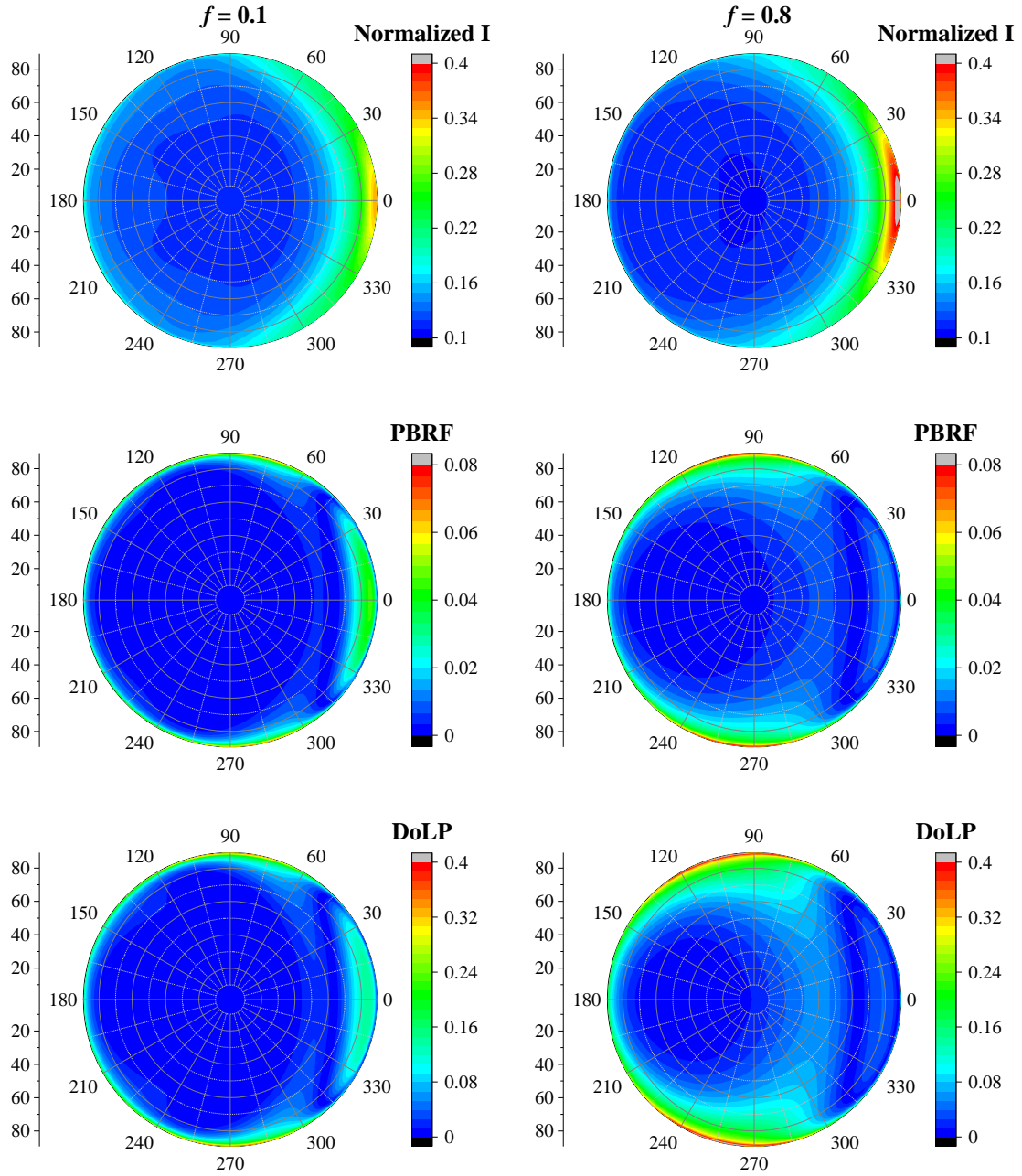


Figure 10. Similar to Figure 9, but for $d_p=0.8 \mu\text{m}$.

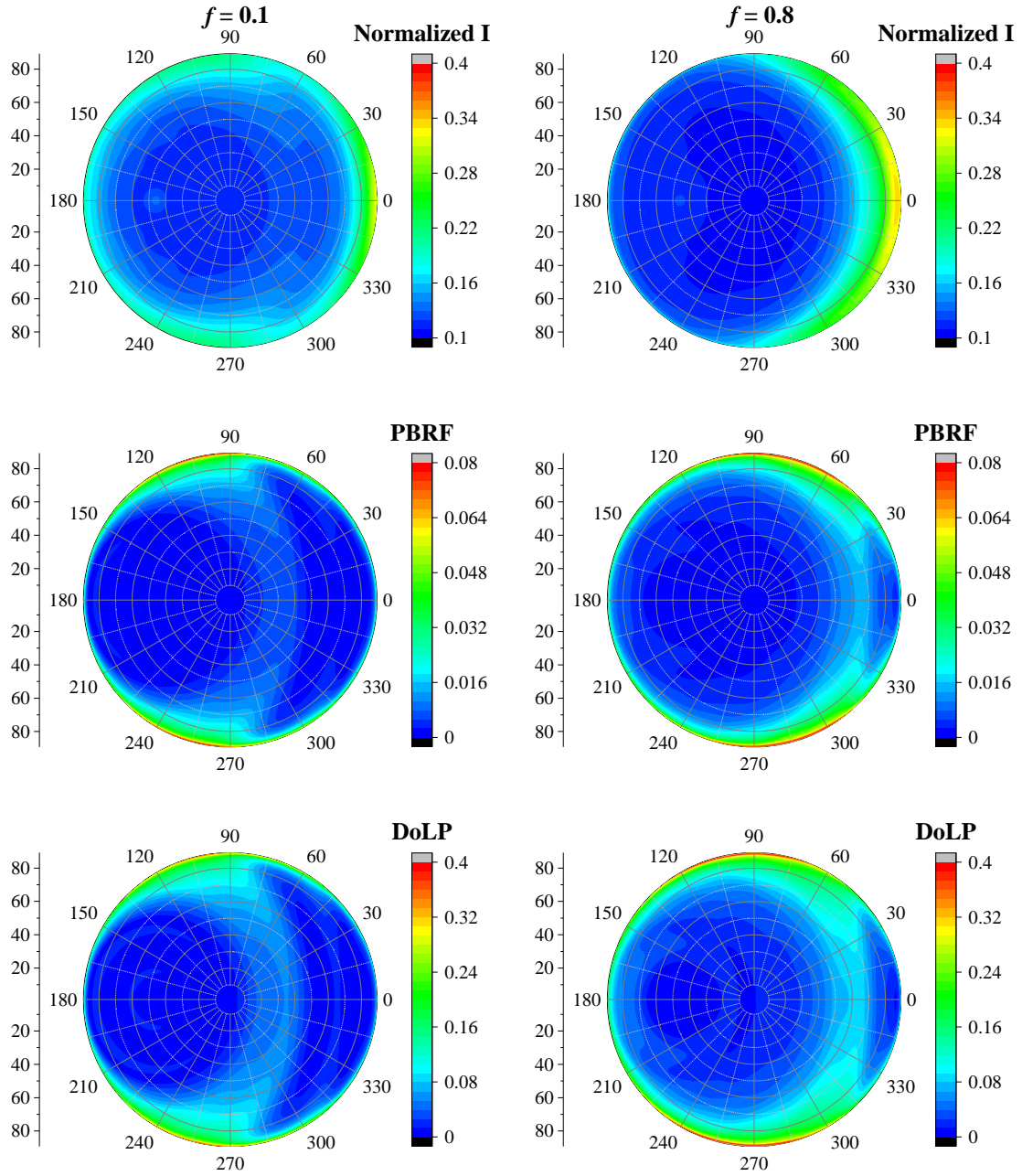


Figure 11. [[..](#)¹²⁸] Similar to Figure 9, but for $d_p=2.0 \mu\text{m}$.

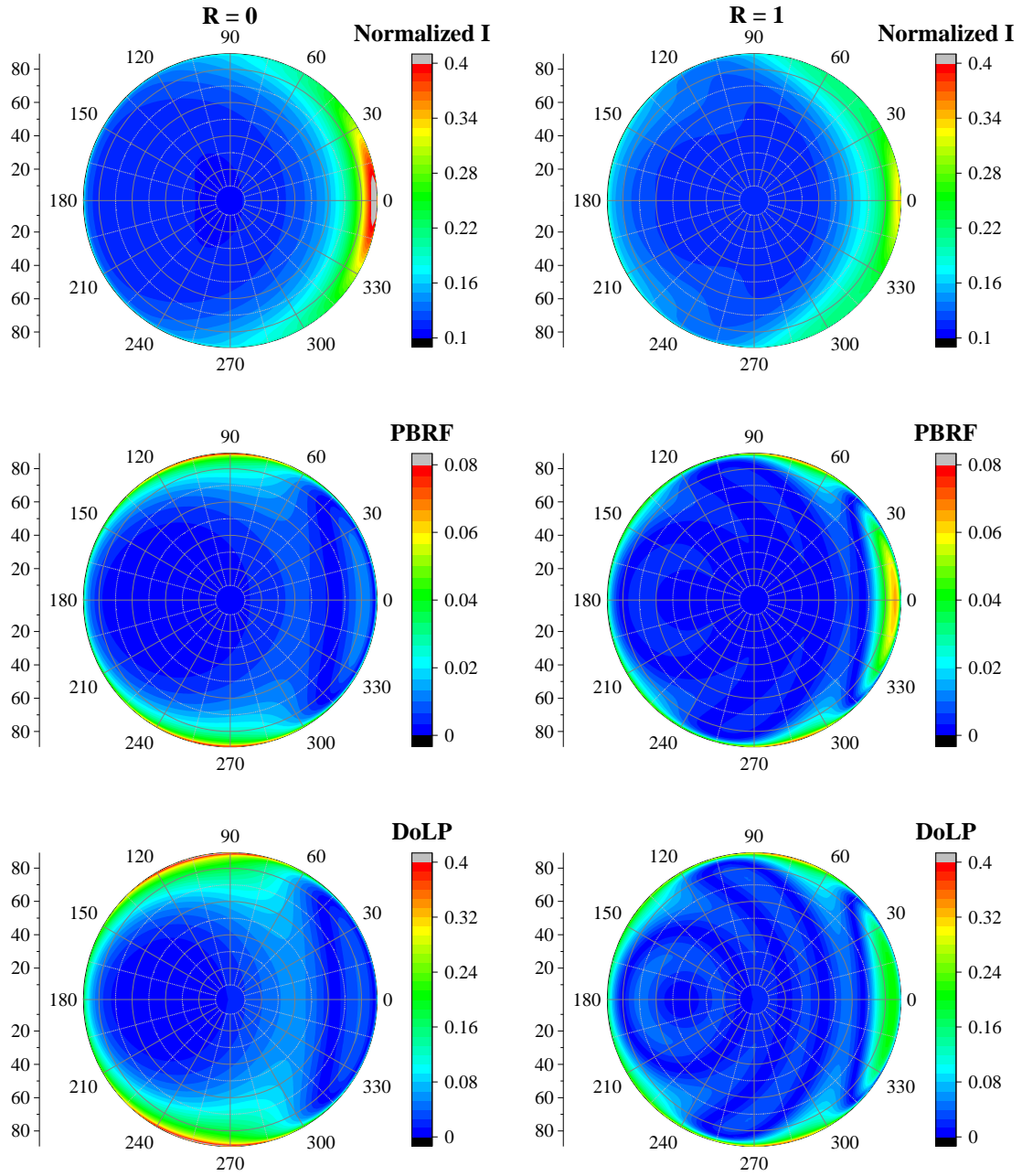


Figure 12. The polarimetric characteristics of dust with irregular shapes, where the aspect ratio is 2:1, $d_p = [..^{.129}]0.8 \mu\text{m}$, $f = 0.8$.

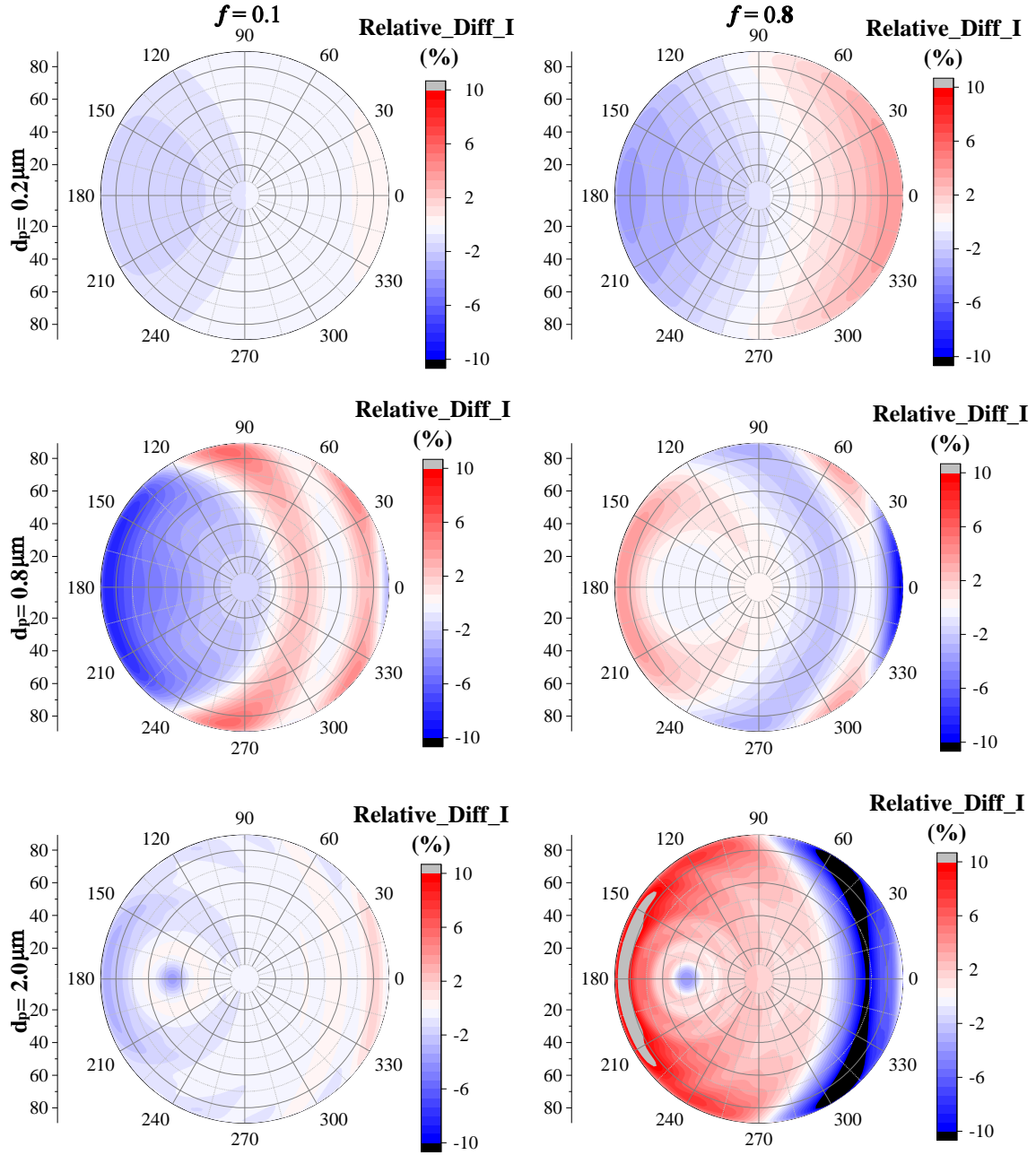


Figure 13. The relative difference of normalized radiance between dust with irregular shapes and **best-fitted** spheroids, where the aspect ratio is 2:1, $R = 0$.

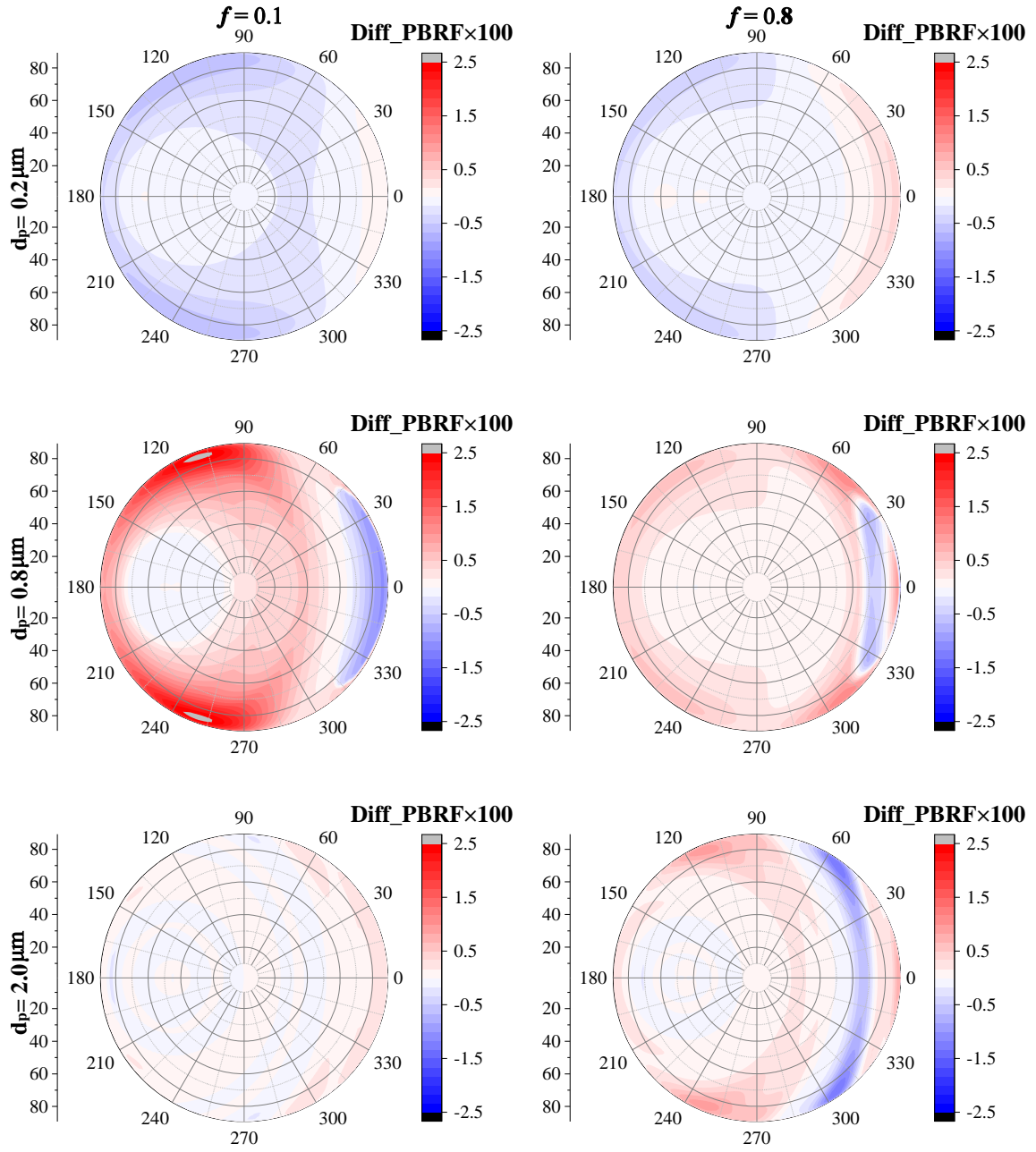


Figure 14. [..¹³⁰] Similar to Figure 13, but for PBRF.

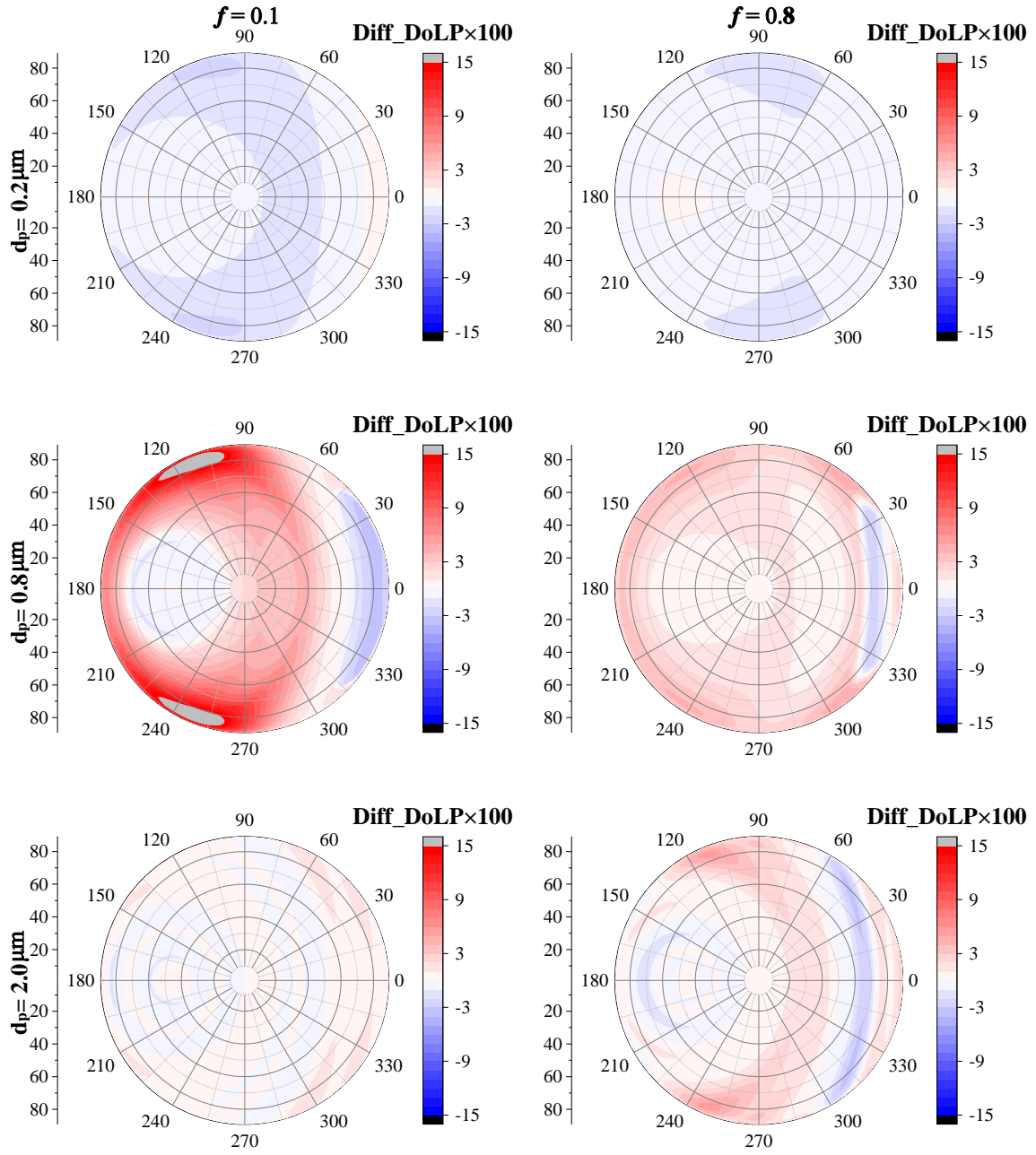


Figure 15. [..¹³¹] Similar to Figure 13, but for DoLP.

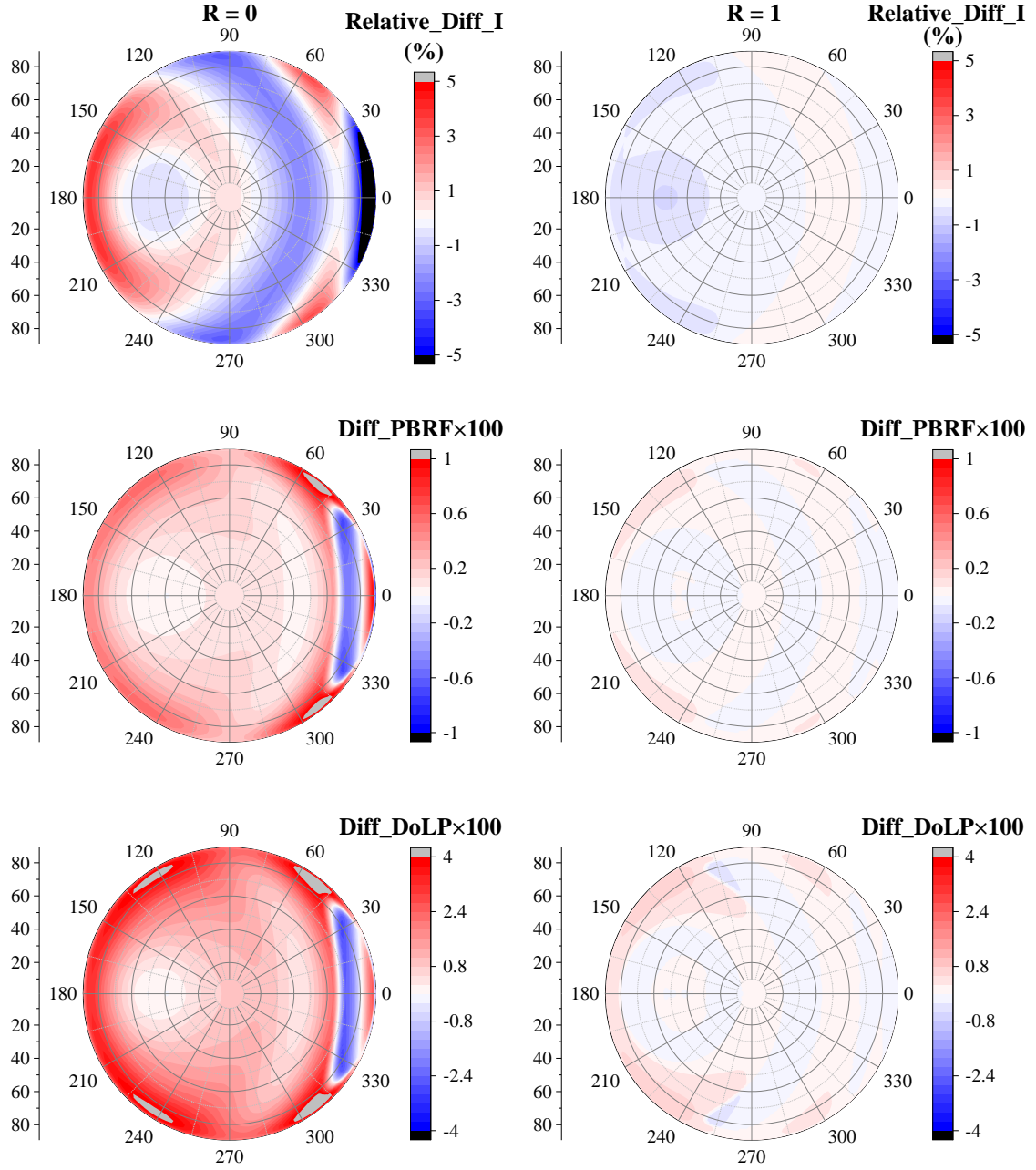


Figure 16. The relative difference of normalized radiance between dust with irregular shapes and **best-fitted** spheroids, where the aspect ratio is 2:1, $f = 0.8$, $d_p = 0.8 \mu\text{m}$.

References

- Bi, L., Yang, P., Kattawar, G. W., and Kahn, R.: Modeling optical properties of mineral aerosol particles by using nonsymmetric hexahedra, *Appl. Opt.*, 49, 334–342, <https://doi.org/10.1364/AO.49.000334>, 2010.
- Cai, W., Ni, X., Gayen, S. K., and Alfano, R. R.: Analytical cumulant solution of the vector radiative transfer equation investigates backscattering of circularly polarized light from turbid media, *Phys. Rev. E*, 74, 056 605, <https://doi.org/10.1103/PhysRevE.74.056605>, 2006.
- Chou, C., Formenti, P., Maille, M., Ausset, P., Helas, G., Harrison, M., and Osborne, S.: Size distribution, shape, and composition of mineral dust aerosols collected during the African Monsoon Multidisciplinary Analysis Special Observation Period 0: Dust and Biomass-Burning Experiment field campaign in Niger, January 2006, *Journal of Geophysical Research: Atmospheres*, 113, <https://doi.org/https://doi.org/10.1029/2008JD009897>, 2008.
- Dey, S., Tripathi, S. N., Singh, R. P., and Holben, B. N.: Retrieval of black carbon and specific absorption over Kanpur city, northern India during 2001–2003 using AERONET data, *Atmospheric Environment*, 40, 445–456, 2006.
- Dong, J., Zhao, J. M., and Liu, L. H.: Morphological effects on the radiative properties of soot aerosols in different internally mixing states with sulfate, *Journal of Quantitative Spectroscopy and Radiative Transfer*, 165, 43–55, <GotoISI>://WOS:000360514100006, 2015.
- Draine, B. T. and Flatau, P. J.: Discrete-Dipole Approximation for Scattering Calculations, *Journal of the Optical Society of America a-Optics Image Science and Vision*, 11, 1491–1499, <GotoISI>://WOS:A1994NE24300032, 1994.
- Draine, B. T. and Flatau, P. J.: Discrete-dipole approximation for periodic targets: theory and tests, *Journal of the Optical Society of America a-Optics Image Science and Vision*, 25, 2693–2703, <GotoISI>://WOS:000261520700009, 2008.
- Dubovik, O., Holben, B., Eck, T. F., Smirnov, A., Kaufman, Y. J., King, M. D., Tanré, D., and Slutsker, I.: Variability of Absorption and Optical Properties of Key Aerosol Types Observed in Worldwide Locations, *Journal of the Atmospheric Sciences*, 59, 590 – 608, [https://doi.org/10.1175/1520-0469\(2002\)059<0590:VOAAOP>2.0.CO;2](https://doi.org/10.1175/1520-0469(2002)059<0590:VOAAOP>2.0.CO;2), 2002.
- Dubovik, O., Sinyuk, A., Lapyonok, T., Holben, B. N., Mishchenko, M., Yang, P., Eck, T. F., Volten, H., Muñoz, O., Veihelmann, B., van der Zande, W. J., Leon, J.-F., Sorokin, M., and Slutsker, I.: Application of spheroid models to account for aerosol particle nonsphericity in remote sensing of desert dust, *Journal of Geophysical Research: Atmospheres*, 111, <https://doi.org/https://doi.org/10.1029/2005JD006619>, 2006.
- Dubovik, O., Herman, M., Holdak, A., Lapyonok, T., Tanré, D., Deuzé, J. L., Ducos, F., Sinyuk, A., and Lopatin, A.: Statistically optimized inversion algorithm for enhanced retrieval of aerosol properties from spectral multi-angle polarimetric satellite observations, *Atmospheric Measurement Techniques*, 4, 975–1018, <https://doi.org/10.5194/amt-4-975-2011>, 2011.
- Dubovik, O., Li, Z., Mishchenko, M. I., Tanré, D., Karol, Y., Bojkov, B., Cairns, B., Diner, D. J., Espinosa, W. R., Goloub, P., Gu, X., Hasekamp, O., Hong, J., Hou, W., Knobelspiesse, K. D., Landgraf, J., Li, L., Litvinov, P., Liu, Y., Lopatin, A., Marbach, T., Maring, H., Martins, V., Meijer, Y., Milinevsky, G., Mukai, S., Parol, F., Qiao, Y., Remer, L., Rietjens, J., Sano, I., Stammes, P., Stammes, S., Sun, X., Tabary, P., Travis, L. D., Waquet, F., Xu, F., Yan, C., and Yin, D.: Polarimetric remote sensing of atmospheric aerosols: Instruments, methodologies, results, and perspectives, *Journal of Quantitative Spectroscopy and Radiative Transfer*, 224, 474–511, <https://doi.org/https://doi.org/10.1016/j.jqsrt.2018.11.024>, 2019.
- Escobar-Cerezo, J., Palmer, C., Muñoz, O., Moreno, F., Penttilä, A., and Muinonen, K.: Scattering Properties of Large Irregular Cosmic Dust Particles at Visible Wavelengths, *The Astrophysical Journal*, 838, 74, <https://doi.org/10.3847/1538-4357/aa6303>, 2017.

Gasteiger, J., Wiegner, M., Groß, S., Freudenthaler, V., Toledano, C., Tesche, M., and Kandler, K.: Modelling lidar-relevant optical properties of complex mineral dust aerosols, *Tellus B: Chemical and Physical Meteorology*, 63, 725–741, <https://doi.org/10.1111/j.1600-0889.201.00559.x>, 2011.

Ge, J. M., Su, J., Ackerman, T. P., Fu, Q., Huang, J. P., and Shi, J. S.: Dust aerosol optical properties retrieval and radiative forcing over northwestern China during the 2008 China-U.S. joint field experiment, *Journal of Geophysical Research: Atmospheres*, 115, <https://doi.org/https://doi.org/10.1029/2009JD013263>, 2010.

Hasekamp, O. P., Litvinov, P., and Butz, A.: Aerosol properties over the ocean from PARASOL multiangle photopolarimetric measurements, *Journal of Geophysical Research: Atmospheres*, 116, <https://doi.org/https://doi.org/10.1029/2010JD015469>, 2011.

Heidinger, A. K., O'Dell, C., Bennartz, R., and Greenwald, T.: The Successive-Order-of-Interaction Radiative Transfer Model. Part I: Model Development, *Journal of Applied Meteorology and Climatology*, 45, 1388 – 1402, <https://doi.org/10.1175/JAM2387.1>, 2006.

Holben, B., Eck, T., Slutsker, I., Tanré, D., Buis, J., Setzer, A., Vermote, E., Reagan, J., Kaufman, Y., Nakajima, T., Lavenu, F., Jankowiak, I., and Smirnov, A.: AERONET—A Federated Instrument Network and Data Archive for Aerosol Characterization, *Remote Sensing of Environment*, 66, 1–16, [https://doi.org/https://doi.org/10.1016/S0034-4257\(98\)00031-5](https://doi.org/https://doi.org/10.1016/S0034-4257(98)00031-5), 1998.

Huang, J., Fu, Q., Su, J., Tang, Q., Minnis, P., Hu, Y., Yi, Y., and Zhao, Q.: Taklimakan dust aerosol radiative heating derived from CALIPSO observations using the Fu-Liou radiation model with CERES constraints, *Atmospheric Chemistry and Physics*, 9, 4011–4021, <https://doi.org/10.5194/acp-9-4011-2009>, 2009.

IPCC: Climate Change 2013: The Physical Science Basis: Working Group I Contribution to the Fifth Assessment Report of the Intergovernmental Panel on Climate Change, Cambridge University Press, <https://doi.org/10.1017/CBO9781107415324>, 2014.

Kahnert, M.: The T-matrix code Tsym for homogeneous dielectric particles with finite symmetries, *Journal of Quantitative Spectroscopy and Radiative Transfer*, 123, 62–78, <https://doi.org/https://doi.org/10.1016/j.jqsrt.2012.12.019>, peter C. Waterman and his scientific legacy, 2013.

Kahnert, M.: Modelling radiometric properties of inhomogeneous mineral dust particles: Applicability and limitations of effective medium theories, *Journal of Quantitative Spectroscopy and Radiative Transfer*, 152, 16–27, 2015.

Kahnert, M.: Optical properties of black carbon aerosols encapsulated in a shell of sulfate: comparison of the closed cell model with a coated aggregate model, *Optics Express*, 25, 24 579–24 593, <GotoISI>://WOS:000412048500107, 2017.

Kanngießer, F. and Kahnert, M.: Modeling Optical Properties of Non-Cubical Sea-Salt Particles, *Journal of Geophysical Research: Atmospheres*, 126, e2020JD033 674, <https://doi.org/https://doi.org/10.1029/2020JD033674>, e2020JD033674 2020JD033674, 2021.

Kemppinen, O., Nousiainen, T., and Jeong, G. Y.: Effects of dust particle internal structure on light scattering, *Atmospheric Chemistry and Physics*, 15, 12 011–12 027, <https://doi.org/10.5194/acp-15-12011-2015>, 2015a.

Kemppinen, O., Nousiainen, T., and Lindqvist, H.: The impact of surface roughness on scattering by realistically shaped wavelength-scale dust particles, *Journal of Quantitative Spectroscopy and Radiative Transfer*, 150, 55–67, <https://doi.org/https://doi.org/10.1016/j.jqsrt.2014.05.024>, topical issue on optical particle characterization and remote sensing of the atmosphere: Part I, 2015b.

Kocifaj, M., Horvath, H., and Gangl, M.: Retrieval of aerosol aspect ratio from optical measurements in Vienna, *Atmospheric Environment*, 42, 2582–2592, <https://doi.org/https://doi.org/10.1016/j.atmosenv.2007.07.011>, vienna Visibility Conference 2006, 2008.

Kokhanovsky, A., Breon, F.-M., Cacciari, A., Carboni, E., Diner, D., Di Nicolantonio, W., Grainger, R., Grey, W., Höller, R., Lee, K.-H., Li, Z., North, P., Sayer, A., Thomas, G., and von Hoyningen-Huene, W.: Aerosol remote sensing over

- land: A comparison of satellite retrievals using different algorithms and instruments, *Atmospheric Research*, 85, 372–394, <https://doi.org/https://doi.org/10.1016/j.atmosres.2007.02.008>, 2007.
- Kuo, H.-W. and Shen, H.-Y.: Indoor and outdoor PM_{2.5} and PM₁₀ concentrations in the air during a dust storm, *Building and Environment*, 45, 610–614, <https://doi.org/https://doi.org/10.1016/j.buildenv.2009.07.017>, 2010.
- Lenoble, J., Herman, M., Deuzé, J., Lafrance, B., Santer, R., and Tanré, D.: A successive order of scattering code for solving the vector equation of transfer in the earth's atmosphere with aerosols, *Journal of Quantitative Spectroscopy and Radiative Transfer*, 107, 479–507, <https://doi.org/https://doi.org/10.1016/j.jqsrt.2007.03.010>, 2007.
- Li, L., Li, Z., Dubovik, O., Zheng, X., Li, Z., Ma, J., and Wendisch, M.: Effects of the shape distribution of aerosol particles on their volumetric scattering properties and the radiative transfer through the atmosphere that includes polarization, *Appl. Opt.*, 58, 1475–1484, <https://doi.org/10.1364/AO.58.001475>, 2019.
- Li, R., Min, Q.-L., and Harrison, L. C.: A Case Study: The Indirect Aerosol Effects of Mineral Dust on Warm Clouds, *Journal of the Atmospheric Sciences*, 67, 805 – 816, <https://doi.org/10.1175/2009JAS3235.1>, 2010.
- Li, Z., Lau, W. K.-M., Ramanathan, V., Wu, G., Ding, Y., Manoj, M. G., Liu, J., Qian, Y., Li, J., Zhou, T., Fan, J., Rosenfeld, D., Ming, Y., Wang, Y., Huang, J., Wang, B., Xu, X., Lee, S.-S., Cribb, M., Zhang, F., Yang, X., Zhao, C., Takemura, T., Wang, K., Xia, X., Yin, Y., Zhang, H., Guo, J., Zhai, P. M., Sugimoto, N., Babu, S. S., and Brasseur, G. P.: Aerosol and monsoon climate interactions over Asia, *Reviews of Geophysics*, 54, 866–929, <https://doi.org/https://doi.org/10.1002/2015RG000500>, 2016.
- Li, Z., Hou, W., Hong, J., Zheng, F., Luo, D., Wang, J., Gu, X., and Qiao, Y.: Directional Polarimetric Camera (DPC): Monitoring aerosol spectral optical properties over land from satellite observation, *Journal of Quantitative Spectroscopy and Radiative Transfer*, 218, 21–37, <https://doi.org/https://doi.org/10.1016/j.jqsrt.2018.07.003>, 2018a.
- Li, Z. Q., Xu, H., Li, K. T., Li, D. H., Xie, Y. S., Li, L., Zhang, Y., Gu, X. F., Zhao, W., Tian, Q. J., Deng, R. R., Su, X. L., Huang, B., Qiao, Y. L., Cui, W. Y., Hu, Y., Gong, C. L., Wang, Y. Q., Wang, X. F., Wang, J. P., Du, W. B., Pan, Z. Q., Li, Z. Z., and Bu, D.: Comprehensive Study of Optical, Physical, Chemical, and Radiative Properties of Total Columnar Atmospheric Aerosols over China: An Overview of Sun–Sky Radiometer Observation Network (SONET) Measurements, *Bulletin of the American Meteorological Society*, 99, 739 – 755, <https://doi.org/10.1175/BAMS-D-17-0133.1>, 2018b.
- Lin, W., Bi, L., and Dubovik, O.: Assessing Superspheroids in Modeling the Scattering Matrices of Dust Aerosols, *Journal of Geophysical Research: Atmospheres*, 123, 13,917–13,943, <https://doi.org/https://doi.org/10.1029/2018JD029464>, 2018.
- Lindqvist, H., Jokinen, O., Kandler, K., Scheuven, D., and Nousiainen, T.: Single scattering by realistic, inhomogeneous mineral dust particles with stereogrammetric shapes, *Atmospheric Chemistry and Physics*, 14, 143–157, <https://doi.org/10.5194/acp-14-143-2014>, 2014.
- Liu, C., Panetta, R. L., Yang, P., Macke, A., and Baran, A. J.: Modeling the scattering properties of mineral aerosols using concave fractal polyhedra, *Appl. Opt.*, 52, 640–652, <https://doi.org/10.1364/AO.52.000640>, 2013.
- Liu, L. and Mishchenko, M. I.: Effects of aggregation on scattering and radiative properties of soot aerosols, *Journal of Geophysical Research: Atmospheres*, 110, <https://doi.org/https://doi.org/10.1029/2004JD005649>, 2005.
- Luo, J., Zhang, Y., Wang, F., and Zhang, Q.: Effects of brown coatings on the absorption enhancement of black carbon: a numerical investigation, *Atmospheric Chemistry and Physics*, 18, 16 897–16 914, <https://doi.org/10.5194/acp-18-16897-2018>, 2018a.
- Luo, J., Zhang, Y., and Zhang, Q.: A model study of aggregates composed of spherical soot monomers with an acentric carbon shell, *Journal of Quantitative Spectroscopy and Radiative Transfer*, 205, 184–195, <https://doi.org/https://doi.org/10.1016/j.jqsrt.2017.10.024>, 2018b.

- Luo, J., Zhang, Q., Luo, J., Liu, J., Huo, Y., and Zhang, Y.: Optical Modeling of Black Carbon With Different Coating Materials: The Effect of Coating Configurations, *Journal of Geophysical Research: Atmospheres*, 124, 13 230–13 253, <https://doi.org/https://doi.org/10.1029/2019JD031701>, 2019.
- Luo, J., Zhang, Q., Zhang, Y., and Li, Z.: Radiative Properties of Non-spherical Black Carbon Aerosols, pp. 69–124, Springer International Publishing, Cham, https://doi.org/10.1007/978-3-030-87683-8_3, 2021a.
- Luo, J., Zhang, Y., and Zhang, Q.: Effects of black carbon morphology on brown carbon absorption estimation: from numerical aspects, *Geoscientific Model Development*, 14, 2113–2126, <https://doi.org/10.5194/gmd-14-2113-2021>, 2021b.
- Mishchenko, M. I. and Travis, L. D.: Capabilities and limitations of a current FORTRAN implementation of the T-matrix method for randomly oriented, rotationally symmetric scatterers, *Journal of Quantitative Spectroscopy and Radiative Transfer*, 60, 309–324, [https://doi.org/https://doi.org/10.1016/S0022-4073\(98\)00008-9](https://doi.org/https://doi.org/10.1016/S0022-4073(98)00008-9), 1998.
- Mishchenko, M. I. and Yurkin, M. A.: On the concept of random orientation in far-field electromagnetic scattering by nonspherical particles, *Opt. Lett.*, 42, 494–497, <https://doi.org/10.1364/OL.42.000494>, 2017.
- Mishchenko, M. I., Travis, L. D., and Mackowski, D. W.: T-matrix computations of light scattering by nonspherical particles: A review, *Journal of Quantitative Spectroscopy and Radiative Transfer*, 55, 535–575, [https://doi.org/https://doi.org/10.1016/0022-4073\(96\)00002-7](https://doi.org/https://doi.org/10.1016/0022-4073(96)00002-7), 1996.
- Mishchenko, M. I., Travis, L. D., Kahn, R. A., and West, R. A.: Modeling phase functions for dustlike tropospheric aerosols using a shape mixture of randomly oriented polydisperse spheroids, *Journal of Geophysical Research: Atmospheres*, 102, 16 831–16 847, <https://doi.org/https://doi.org/10.1029/96JD02110>, 1997.
- Mishchenko, M. I., Travis, L. D., and Lacis, A. A.: *Scattering, Absorption, and Emission of Light by Small Particles*, Cambridge University Press, Cambridge, 2002.
- Paton, J.: The Scattering of Light by Small Particles, *Nature*, 182, 1470–1471, <https://doi.org/10.1038/1821470b0>, 1958.
- PETZOLD, A., RASP, K., WEINZIERL, B., ESSELBORN, M., HAMBURGER, T., D’ORNBRACK, A., KANDLER, K., SCH’UTZ, L., KNIPPERTZ, P., FIEBIG, M., and VIRKKULA, A.: Saharan dust absorption and refractive index from aircraft-based observations during SAMUM 2006, *Tellus B*, 61, 118–130, <https://doi.org/https://doi.org/10.1111/j.1600-0889.2008.00383.x>, 2009.
- Seigel, R. B., van den Heever, S. C., and Saleeby, S. M.: Mineral dust indirect effects and cloud radiative feedbacks of a simulated idealized nocturnal squall line, *Atmospheric Chemistry and Physics*, 13, 4467–4485, <https://doi.org/10.5194/acp-13-4467-2013>, 2013.
- Si, Y., Lu, Q., Zhang, X., Hu, X., Wang, F., Li, L., and Gu, S.: A review of advances in the retrieval of aerosol properties by remote sensing multi-angle technology, *Atmospheric Environment*, 244, 117 928, <https://doi.org/https://doi.org/10.1016/j.atmosenv.2020.117928>, 2021.
- Sinyuk, A., Holben, B. N., Eck, T. F., Giles, D. M., Slutsker, I., Korkin, S., Schafer, J. S., Smirnov, A., Sorokin, M., and Lyapustin, A.: The AERONET Version 3 aerosol retrieval algorithm, associated uncertainties and comparisons to Version 2, *Atmospheric Measurement Techniques*, 13, 3375–3411, <https://doi.org/10.5194/amt-13-3375-2020>, 2020.
- Spurr, R. J.: VLIDORT: A linearized pseudo-spherical vector discrete ordinate radiative transfer code for forward model and retrieval studies in multilayer multiple scattering media, *Journal of Quantitative Spectroscopy and Radiative Transfer*, 102, 316–342, <https://doi.org/https://doi.org/10.1016/j.jqsrt.2006.05.005>, 2006.
- Textor, C., Schulz, M., Guibert, S., Kinne, S., Balkanski, Y., Bauer, S., Bernsten, T., Berglen, T., Boucher, O., Chin, M., Dentener, F., Diehl, T., Easter, R., Feichter, H., Fillmore, D., Ghan, S., Ginoux, P., Gong, S., Grini, A., Hendricks, J., Horowitz, L., Huang, P., Isaksen, I., Iversen, I., Kloster, S., Koch, D., Kirkevåg, A., Kristjansson, J. E., Krol, M., Lauer, A., Lamarque, J. F., Liu, X., Montanaro, V., Myhre,

- G., Penner, J., Pitari, G., Reddy, S., Seland, Ø., Stier, P., Takemura, T., and Tie, X.: Analysis and quantification of the diversities of aerosol life cycles within AeroCom, *Atmospheric Chemistry and Physics*, 6, 1777–1813, <https://doi.org/10.5194/acp-6-1777-2006>, 2006.
- 570 van Beelen, A. J., Roelofs, G. J. H., Hasekamp, O. P., Henzing, J. S., and Röckmann, T.: Estimation of aerosol water and chemical composition from AERONET Sun–sky radiometer measurements at Cabauw, the Netherlands, *Atmospheric Chemistry and Physics*, 14, 5969–5987, <https://doi.org/10.5194/acp-14-5969-2014>, 2014.
- Veghte, D. P., Moore, J. E., Jensen, L., and Freedman, M. A.: Influence of shape on the optical properties of hematite aerosol, *Journal of Geophysical Research: Atmospheres*, 120, 7025–7039, <https://doi.org/https://doi.org/10.1002/2015JD023160>, 2015.
- 575 Wagner, R., Ajtai, T., Kandler, K., Lieke, K., Linke, C., Müller, T., Schnaiter, M., and Vragel, M.: Complex refractive indices of Saharan dust samples at visible and near UV wavelengths: a laboratory study, *Atmospheric Chemistry and Physics*, 12, 2491–2512, <https://doi.org/10.5194/acp-12-2491-2012>, 2012.
- Woodward, X., Kostinski, A., China, S., Mazzoleni, C., and Cantrell, W.: Characterization of Dust Particles’ 3D Shape and Roughness with Nanometer Resolution, *Aerosol Science and Technology*, 49, 229–238, <https://doi.org/10.1080/02786826.2015.1017550>, 2015.
- 580 Xu, F., Dubovik, O., Zhai, P.-W., Diner, D. J., Kalashnikova, O. V., Seidel, F. C., Litvinov, P., Bovchaliuk, A., Garay, M. J., van Harten, G., and Davis, A. B.: Joint retrieval of aerosol and water-leaving radiance from multispectral, multiangular and polarimetric measurements over ocean, *Atmospheric Measurement Techniques*, 9, 2877–2907, <https://doi.org/10.5194/amt-9-2877-2016>, 2016.
- Yang, P., Feng, Q., Hong, G., Kattawar, G. W., Wiscombe, W. J., Mishchenko, M. I., Dubovik, O., Laszlo, I., and Sokolik, I. N.: Modeling of the scattering and radiative properties of nonspherical dust-like aerosols, *Journal of Aerosol Science*, 38, 995–1014, <https://doi.org/https://doi.org/10.1016/j.jaerosci.2007.07.001>, 2007.
- 585 Zhai, P.-W., Hu, Y., Hostetler, C. A., Cairns, B., Ferrare, R. A., Knobelspiesse, K. D., Josset, D. B., Trepte, C. R., Lucker, P. L., and Chowdhary, J.: Uncertainty and interpretation of aerosol remote sensing due to vertical inhomogeneity, *Journal of Quantitative Spectroscopy and Radiative Transfer*, 114, 91–100, <https://doi.org/https://doi.org/10.1016/j.jqsrt.2012.08.006>, 2013.
- Zhang, C., Heinson, W. R., Garay, M. J., Kalashnikova, O., and Chakrabarty, R. K.: Polarimetric sensitivity of light-absorbing carbonaceous aerosols over ocean: A theoretical assessment, *Journal of Quantitative Spectroscopy and Radiative Transfer*, 272, 107 759, <https://doi.org/https://doi.org/10.1016/j.jqsrt.2021.107759>, 2021.
- 590 Zhang, Y., Li, Z., Chen, Y., de Leeuw, G., Zhang, C., Xie, Y., and Li, K.: Improved inversion of aerosol components in the atmospheric column from remote sensing data, *Atmospheric Chemistry and Physics*, 20, 12 795–12 811, <https://doi.org/10.5194/acp-20-12795-2020>, 2020.
- 595 Zubko, E.: Light scattering by cometary dust: Large-particle contribution, *Earth, Planets and Space*, 65, 2, <https://doi.org/10.5047/eps.2012.02.003>, 2013.